

5002 SERVICII PUBLICE GENERALE

Anexa 7

CONTUL DE EXECUTIE AL INSTITUTIILOR PUBLICE - CHELTUIELI

la data de 30.09.2021

Cod 21 Capitol 5002

Subcapitol

-lei-

DENUMIREA INDICATORILOR*)	Cod indicator	Credite de angajament		Credite bugetare		Angajamente bugetare	Angajamente legale	Plati efectuate	Angajamente legale de platit	Cheltuieli efective
		Aprobate la finele perioadei de raportare	Trimestriale cumulate	Aprobate la finele perioadei de raportare	Trimestriale cumulate					
A	B	1	2	3	4	5	6	7	8=6-7	9
TOTAL CHELTUIELI(SECTIUNEA DE FUNCTIONARE+SECTIUNEA DE DEZVOLTARE)			***,***,***	677,968,000	608,941,970	677,957,482	677,957,482	259,889,340	418,068,142	212,295,582
SECTIUNEA DE FUNCTIONARE (cod 01+79+85)			160,000	329,306,000	306,866,440	329,298,372	329,298,372	220,225,669	109,072,703	199,308,465
CHELTUIELI CURENTE (10+20+30+40+50+51SF+55SF+57+59)	01		160,000	324,640,000	303,217,440	324,640,000	324,640,000	217,434,355	107,205,645	199,308,465
TITLUL I CHELTUIELI DE PERSONAL (cod 10.01 la10.03)	10			81,586,000	69,471,000	81,586,000	81,586,000	61,821,702	19,764,298	60,299,720
Cheltuieli salariale in bani (cod 10.01.01+10.01.03 la 10.01.08 +10.01.10 la 10.01.16 +10.01.30)	1001			78,799,000	67,044,000	78,799,000	78,799,000	59,848,960	18,950,040	58,447,269
Salarii de baza	100101			71,401,000	60,566,000	71,401,000	71,401,000	54,863,345	16,537,655	53,595,022
Sporuri pentru conditii de munca	100105			1,506,000	1,252,000	1,506,000	1,506,000	891,271	614,729	913,602
Alte sporuri	100106			337,000	318,000	337,000	337,000	223,725	113,275	216,770
Indemnizatii platite unor persoane din afara unitatii	100112			413,000	335,000	413,000	413,000	290,160	122,840	286,416
Indemnizatii de delegare	100113			5,000	5,000	5,000	5,000	1,180	3,820	1,180
Indemnizatii de hrana	100117			4,197,000	3,662,000	4,197,000	4,197,000	3,039,991	1,157,009	2,908,633
Alte drepturi salariale in bani	100130			940,000	906,000	940,000	940,000	539,288	400,712	525,646
Cheltuieli salariale in natura (cod 10.02.01 la 10.02.06+10.02.30)	1002			811,000	811,000	811,000	811,000	639,860	171,140	516,623
Norme de hrana	100202			810,000	810,000	810,000	810,000	639,110	170,890	515,873
Tichete de vacanta	100206			1,000	1,000	1,000	1,000	750	250	750
Contributii (cod 10.03.01 la 10.03.06)	1003			1,976,000	1,616,000	1,976,000	1,976,000	1,332,882	643,118	1,335,828
Contributii de asigurari sociale de stat	100301			45,500		45,500	45,500		45,500	
Contributii de asigurari de somaj	100302			1,700		1,700	1,700		1,700	

A	B	1	2	3	4	5	6	7	8=6-7	9
Contributii de asigurari sociale de sanatate	100303			14,500		14,500	14,500		14,500	
Contributii de asigurari pentru accidente de munca si boli profesionale	100304			1,550		1,550	1,550		1,550	
Contributii pentru concedii si indemnizatii	100306			2,750		2,750	2,750		2,750	
Contributia asiguratorie pentru munca	100307			1,910,000	1,616,000	1,910,000	1,910,000	1,332,882	577,118	1,335,828
TITLUL II BUNURI SI SERVICII (cod 20.01 la 20.06+20.09 la 20.16+20.18 la 20.25+20.27+20.30)	20		160,000	117,159,000	113,165,420	117,159,000	117,159,000	68,751,808	48,407,192	52,723,191
Bunuri si servicii (cod 20.01.01 la 20.01.09+20.01.30)	2001			70,302,180	67,287,020	70,302,180	70,302,180	41,328,536	28,973,644	35,076,147
Furnituri de birou	200101			946,570	811,370	946,570	946,570	438,934	507,636	383,504
Materiale pentru curatenie	200102			975,320	892,820	975,320	975,320	447,252	528,068	496,866
Incalzit, iluminat si forta motrica	200103			19,034,890	17,281,250	19,034,890	19,034,890	11,624,577	7,410,313	10,547,032
Apa, canal si salubritate	200104			35,164,580	34,932,970	35,164,580	35,164,580	20,008,973	15,155,607	17,890,795
Carburanti si lubrifianti	200105			312,000	282,000	312,000	312,000	207,845	104,155	216,024
Piese de schimb	200106			132,210	132,210	132,210	132,210	70,131	62,079	60,175
Transport	200107			547,950	495,450	547,950	547,950	328,994	218,956	349,171
Posta, telecomunicatii, radio, tv, internet	200108			1,328,040	1,095,900	1,328,040	1,328,040	851,345	476,695	801,539
Materiale si prestari de servicii cu caracter functional	200109			7,689,940	7,483,620	7,689,940	7,689,940	4,977,050	2,712,890	2,289,723
Alte bunuri si servicii pentru intretinere si functionare	200130			4,170,680	3,879,430	4,170,680	4,170,680	2,373,435	1,797,245	2,041,318
Reparatii curente	2002			31,982,340	31,981,010	31,982,340	31,982,340	20,800,177	11,182,163	11,245,333
Hrana (cod 20.03.01+20.03.02)	2003			1,966,000	1,966,000	1,966,000	1,966,000	1,247,437	718,563	967,961
Hrana pentru oameni	200301			1,966,000	1,966,000	1,966,000	1,966,000	1,247,437	718,563	967,961
Medicamente si materiale sanitare (cod 20.04.01 la 20.04.04)	2004			943,840	824,300	943,840	943,840	228,110	715,730	287,347
Medicamente	200401			92,090	76,990	92,090	92,090	24,993	67,097	24,577
Materiale sanitare	200402			577,690	483,250	577,690	577,690	135,493	442,197	210,898
Dezinfectanti	200404			274,060	264,060	274,060	274,060	67,624	206,436	51,872
Bunuri de natura obiectelor de inventar (cod 20.05.01+20.05.03+20.05.30)	2005			4,092,480	3,980,830	4,092,480	4,092,480	1,357,861	2,734,619	1,210,041
Uniforme si echipament	200501			39,900	39,900	39,900	39,900	27,443	12,457	112,118
Alte obiecte de inventar	200530			4,052,580	3,940,930	4,052,580	4,052,580	1,330,418	2,722,162	1,097,923
Deplasari, detasari, transferari (cod 20.06.01+20.06.02)	2006			120,000	120,000	120,000	120,000	60,024	59,976	69,773
Deplasari interne, detasari, transferari	200601			120,000	120,000	120,000	120,000	60,024	59,976	69,773
Materiale de laborator	2009			1,000	500	1,000	1,000		1,000	
Carti, publicatii si materiale documentare	2011			56,220	54,220	56,220	56,220	12,658	43,562	12,954

A	B	1	2	3	4	5	6	7	8=6-7	9
Pregatire profesionala	2013			226,670	215,070	226,670	226,670	113,437	113,233	111,824
Protectia muncii	2014			74,980	69,980	74,980	74,980	22,014	52,966	25,814
Cheltuieli judiciare si extrajudiciare derivate din actiuni in reprezentarea intereselor statului, potrivit dispozitiilor legale	2025			108,000	108,000	108,000	108,000	49,685	58,315	53,124
Alte cheltuieli (cod 20.30.01 la 20.30.04+20.30.06+20.30.07+20.30.09+20.30.30)	2030		160,000	7,285,290	6,558,490	7,285,290	7,285,290	3,531,869	3,753,421	3,662,873
Reclama si publicitate	203001			237,000	199,000	237,000	237,000	139,219	97,781	82,105
Protocol si reprezentare	203002			100,000	100,000	100,000	100,000	66,917	33,083	38,592
Prime de asigurare non-viata	203003			280,190	238,390	280,190	280,190	164,566	115,624	165,998
Chirii	203004			2,188,800	2,188,800	2,188,800	2,188,800	1,019,256	1,169,544	1,139,643
Alte cheltuieli cu bunuri si servicii	203030		160,000	4,479,300	3,832,300	4,479,300	4,479,300	2,141,911	2,337,389	2,236,535
TITLUL III DOBANZI (cod 30.01 la 30.03)	30			5,144,000	5,144,000	5,144,000	5,144,000	3,897,449	1,246,551	3,897,449
Dobanzi aferente datoriei publice interne (cod 30.01.01+30.01.02)	3001			5,144,000	5,144,000	5,144,000	5,144,000	3,897,449	1,246,551	3,897,449
Dobanzi aferente datoriei publice interne directe	300101			5,144,000	5,144,000	5,144,000	5,144,000	3,897,449	1,246,551	3,897,449
TITLUL IV SUBVENTII (cod 40.03+40.20+ 40.30)	40			19,932,000	19,932,000	19,932,000	19,932,000	15,339,557	4,592,443	16,963,145
Subventii pentru acoperirea diferentelor de pret si tarif	4003			19,932,000	19,932,000	19,932,000	19,932,000	15,339,557	4,592,443	16,963,145
TITLUL VI TRANSFERURI INTRE UNITATI ALE ADMINISTRATIEI PUBLICE (cod 51.01) (cod 51.01)	51			42,972,000	39,129,000	42,972,000	42,972,000	31,864,790	11,107,210	31,864,790
Transferuri curente (cod 51.01.01+51.01.03+51.01.05+ 51.01.14+51.01.15+ 51.01.24 +51.01.26 +51.01.31+51.01.39+ 51.01.46+51.01.49+51.01.60+51.01.61+51.01.64)	5101			42,972,000	39,129,000	42,972,000	42,972,000	31,864,790	11,107,210	31,864,790
Transferuri catre institutii publice	510101			41,472,000	37,639,000	41,472,000	41,472,000	31,161,790	10,310,210	31,161,790
Actiuni de sanatate	510103			1,500,000	1,490,000	1,500,000	1,500,000	703,000	797,000	703,000
TITLUL VII ALTE TRANSFERURI (cod 55.01+ 55.02)	55			7,567,000	7,027,000	7,567,000	7,567,000	4,102,387	3,464,613	3,427,427
Transferuri interne (55.01.18+55.01.63+55.01.65)	5501			7,567,000	7,027,000	7,567,000	7,567,000	4,102,387	3,464,613	3,427,427
Finantarea invatamantului particular sau confesional acreditat	550163			3,567,000	3,027,000	3,567,000	3,567,000	2,652,151	914,849	2,652,151
Sume reprezentand contributia unitatilor administrativ-teritoriale la Fondul IID	550165			4,000,000	4,000,000	4,000,000	4,000,000	1,450,236	2,549,764	775,276
TITLUL IX ASISTENTA SOCIALA (cod 57.02)	57			23,629,000	23,225,240	23,629,000	23,629,000	18,029,984	5,599,016	16,754,966
Ajutoare sociale (cod 57.02.01 la 57.02.05)	5702			23,629,000	23,225,240	23,629,000	23,629,000	18,029,984	5,599,016	16,754,966
Ajutoare sociale in numerar	570201			21,441,000	21,037,240	21,441,000	21,441,000	15,889,926	5,551,074	16,684,844
Ajutoare sociale in natura	570202			2,088,000	2,088,000	2,088,000	2,088,000	2,082,858	5,142	12,922

A	B	1	2	3	4	5	6	7	8=6-7	9
Tichete de cresa	570203			100,000	100,000	100,000	100,000	57,200	42,800	57,200
TITLUL XI ALTE CHELTUIEL (cod 59.01+59.02+59.08+59.11+59.12+59.15+59.17+59.20+59.22+59.25+59.30+59.35)	59			26,651,000	26,123,780	26,651,000	26,651,000	13,626,678	13,024,322	13,377,777
Burse	5901			5,618,000	5,201,780	5,618,000	5,618,000	2,688,378	2,929,622	2,565,828
Asociatii si fundatii	5911			9,905,000	9,855,000	9,905,000	9,905,000	3,003,510	6,901,490	2,092,419
Sustinerea cultelor	5912			2,810,000	2,810,000	2,810,000	2,810,000	1,335,000	1,475,000	875,000
Despagubiri civile	5917			6,286,000	6,286,000	6,286,000	6,286,000	4,848,959	1,437,041	6,143,955
Actiuni cu caracter stiintific si social-cultural	5922			900,000	900,000	900,000	900,000	880,220	19,780	862,396
Sume aferente persoanelor cu handicap nefincadrate	5940			1,132,000	1,071,000	1,132,000	1,132,000	870,611	261,389	838,179
OPERATIUNI FINANCIARE (cod 80+81)	79			5,119,000	4,102,000	5,119,000	5,119,000	4,002,420	1,116,580	
TITLUL XVII RAMBURSARI DE CREDITE (cod 81.01+81.02)	81			5,119,000	4,102,000	5,119,000	5,119,000	4,002,420	1,116,580	
Rambursari de credite interne (cod 81.02.01+81.02.02+81.02.05)	8102			5,119,000	4,102,000	5,119,000	5,119,000	4,002,420	1,116,580	
Rambursari de credite aferente datoriei publice interne locale	810205			5,119,000	4,102,000	5,119,000	5,119,000	4,002,420	1,116,580	
TITLUL XIX PLATI EFECTUATE IN ANII PRECEDENTI SI RECUPERATE IN ANUL CURENT(85.01)	85F			-453,000	-453,000	-460,628	-460,628	-1,211,106	750,478	
Plati efectuate in anii precedenti si recuperate in anul curent (cod 85.01.01)	8501F			-453,000	-453,000	-460,628	-460,628	-1,211,106	750,478	
Plati efectuate in anii precedenti si recuperate in anul curent in sectiunea de functionare a bugetului local	850101			-453,000	-453,000	-460,628	-460,628	-1,211,106	750,478	
SECTIUNEA DE DEZVOLTARE (cod 51+55+56+58+70+81+85)			***,***,***	348,662,000	302,075,530	348,659,110	348,659,110	39,663,671	308,995,439	12,987,117
TITLUL VI TRANSFERURI INTRE UNITATI ALE ADMINISTRATIEI PUBLICE (cod 51.02)	51			1,329,000	1,329,000	1,329,000	1,329,000	128,997	1,200,003	128,997
Transferuri de capital (cod 51.02.12+51.02.28+51.02.29)	5102			1,329,000	1,329,000	1,329,000	1,329,000	128,997	1,200,003	128,997
Alte transferuri de capital catre institutii publice	510229			1,329,000	1,329,000	1,329,000	1,329,000	128,997	1,200,003	128,997
TITLUL VII ALTE TRANSFERURI (cod 55.01)	55			1,427,000	1,298,550	1,427,000	1,427,000	902,263	524,737	711,923
A. Transferuri interne (cod 55.01.03+55.01.07 la 55.01.10 +55.01.12 + 55.01.13 +55.01.15+55.01.28+55.01.42+55.01.56)	5501			1,427,000	1,298,550	1,427,000	1,427,000	902,263	524,737	711,923
Programe PHARE si alte programe cu finantare nerambursabila	550108			67,000	67,000	67,000	67,000		67,000	
Transferuri din bugetul local catre asociatiile de dezvoltare intercomunitara	550142			1,360,000	1,231,550	1,360,000	1,360,000	902,263	457,737	711,923


A	B	1	2	3	4	5	6	7	8=6-7	9
Titlul VIII PROIECTE CU FINANTARE DIN FONDURI EXTERNE NERAMBURSABILE (FEN) POSTADERARE (cod 56.01 la 56.05+cod 56.07+56.08+56.11+56.15 la 56.18 +56.25+56.27+56.28+56.40)	56									176,116
Programe din Fondul European de Dezvoltare Regionala (FEDR) (cod 56.01.01 la 56.01.03)	5601									150,574
Finantarea nationala*)	560101									500
Finantarea externa nerambursabila*)	560102									2,148
Cheltuieli neeligibile*)	560103									147,926
Mecanismul financiar SEE (cod 56.17.01 la 56.17.03)	5617									25,542
Finantarea nationala*)	561701									20,862
Finantarea externa nerambursabila*)	561702									4,680
TITLUL X Proiecte cu finantare din fonduri externe nerambursabile aferente cadrului financiar 2014-2020 (cod 58.01 la 58.05+58.11+58.12+58.15+58.16+58.30)	58		524,630,000	289,691,000	245,383,980	289,691,000	289,691,000	17,077,155	272,613,845	5,463,185
Programe din Fondul European de Dezvoltare Regionala (FEDR) (cod 58.01.01 la 58.01.03)	5801		516,456,000	258,899,000	219,339,980	258,899,000	258,899,000	11,307,784	247,591,216	426,980
Finantarea nationala	580101		143,523,080	35,573,800	29,265,730	35,573,800	35,573,800	1,241,970	34,331,830	864
Finantarea externa nerambursabila	580102		312,311,920	177,927,200	151,004,250	177,927,200	177,927,200	7,756,403	170,170,797	237,773
Cheltuieli neeligibile	580103		60,621,000	45,398,000	39,070,000	45,398,000	45,398,000	2,309,411	43,088,589	188,343
Programe din Fondul Social European (FSE) (cod 58.02.01 la 58.02.03)	5802		6,002,000	28,722,000	23,974,000	28,722,000	28,722,000	5,634,469	23,087,531	5,003,878
Finantarea nationala	580201		899,500	4,198,200	3,580,650	4,198,200	4,198,200	845,227	3,352,973	739,331
Finantarea externa nerambursabila	580202		5,102,500	24,523,800	20,393,350	24,523,800	24,523,800	4,789,242	19,734,558	4,264,547
Programe Instrumentul European de Vecinatate (ENI) (cod 58.12.01 la 58.12.03)	5812		2,172,000	2,015,000	2,015,000	2,015,000	2,015,000	85,711	1,929,289	29,516
Finantarea nationala	581201		216,900	201,900	201,900	201,900	201,900	8,573	193,327	2,080
Finantarea externa nerambursabila	581202		1,955,100	1,813,100	1,813,100	1,813,100	1,813,100	77,138	1,735,962	27,436
Alte programe comunitare finantate in perioada 2014-2020 (cod 58.15.01 la 58.15.03)	5815			55,000	55,000	55,000	55,000	49,191	5,809	2,811
Finantarea nationala	581501			2,000	2,000	2,000	2,000	1,509	491	
Finantarea externa nerambursabila	581502			53,000	53,000	53,000	53,000	47,682	5,318	2,811
CHELTUIELI DE CAPITAL ((cod 71+72+75)	70		671,246,000	48,753,000	48,039,000	48,753,000	48,753,000	15,534,577	33,218,423	6,506,896
TITLUL XIII ACTIVE NEFINANCIARE (cod 71.01 + 71.03)	71		671,246,000	48,753,000	48,039,000	48,753,000	48,753,000	15,534,577	33,218,423	6,506,896

A	B	1	2	3	4	5	6	7	8=6-7	9
Active fixe (cod 71.01.01 la 71.01.03+71.01.30)	7101		413,579,000	29,574,000	28,860,000	29,574,000	29,574,000	7,632,143	21,941,857	3,872,296
Constructii	710101		50,369,000	9,658,000	9,658,000	9,658,000	9,658,000	2,438,752	7,219,248	1,736,229
Masini, echipamente si mijloace de transport	710102		40,202,000	3,003,000	2,289,000	3,003,000	3,003,000	417,834	2,585,166	530,530
Mobilier, aparatura birotica si alte active corporale	710103		17,319,000	6,771,210	6,771,210	6,771,210	6,771,210	2,823,746	3,947,464	735,481
Alte active fixe	710130		305,689,000	10,141,790	10,141,790	10,141,790	10,141,790	1,951,811	8,189,979	870,056
Reparatii capitale aferente activelor fixe	7103		257,667,000	19,179,000	19,179,000	19,179,000	19,179,000	7,902,434	11,276,566	2,634,600
OPERATIUNI FINANCIARE (cod 81)	79			7,508,000	6,071,000	7,508,000	7,508,000	6,070,902	1,437,098	
TITLUL XVII RAMBURSARI DE CREDITE (cod 81.04)	81			7,508,000	6,071,000	7,508,000	7,508,000	6,070,902	1,437,098	
Rambursarea imprumuturilor contractate pentru finantarea proiectelor cu finantare UE	8104			7,508,000	6,071,000	7,508,000	7,508,000	6,070,902	1,437,098	
TITLUL XIX PLATI EFECTUATE IN ANII PRECEDENTI SI RECUPERATE IN ANUL CURENT (85.01)	85			-46,000	-46,000	-48,890	-48,890	-50,223	1,333	
Plati efectuate in anii precedenti si recuperate in anul curent (cod 85.01.02+85.01.05)	8501			-46,000	-46,000	-48,890	-48,890	-50,223	1,333	
Plati efectuate in anii precedenti si recuperate in anul curent in sectiunea de dezvoltare a bugetului local	850102					-2,890	-2,890	-2,890		
Plati efectuate in anii precedenti si recuperate in anul curent aferente fondurilor externe nerambursabile	850105			-46,000	-46,000	-46,000	-46,000	-47,333	1,333	
TITLUL VI TRANSFERURI INTRE UNITATI ALE ADMINISTRATIEI PUBLICE (cod 51.01+51.02)	51			44,301,000	40,458,000	44,301,000	44,301,000	31,993,787	12,307,213	31,993,787
TITLUL VII ALTE TRANSFERURI (cod 55.01+55.02)	55			8,994,000	8,325,550	8,994,000	8,994,000	5,004,650	3,989,350	4,139,350
TITLUL XVI RAMBURSARI DE CREDETE	81			12,627,000	10,173,000	12,627,000	12,627,000	10,073,322	2,553,678	
	84			-499,000	-499,000	-509,518	-509,518	-1,261,329	751,811	
OPERATIUNI FINANCIARE (cod 81)	79			12,627,000	10,173,000	12,627,000	12,627,000	10,073,322	2,553,678	
A. CHELTUIELILE CURENTE (10+20+30+40+50+51+55+56+58+59)	01		524,790,000	617,087,000	551,228,970	617,087,000	617,087,000	235,542,770	381,544,230	205,788,686
TITLUL XIX PLATI EFECTUATE IN ANII PRECEDENTI SI RECUPERATE IN ANUL CURENT (85.01)	85			-499,000	-499,000	-509,518	-509,518	-1,261,329	751,811	

*) Se inscriu denumirea si simbolul capitolelor din bugetul aprobat detaliate pe titluri , articole, alineate, pe structura clasificatiei economice (bugetele locale, bugetul creditelor externe, bugetul creditelor interne, bugetul fondurilor externe nerambursabile - sursa D, institutii finantate integral sau partial din venituri proprii/activitati finantate integral din veniturii proprii)
NOTA: Sumele inscrise in col. 6 "Plati efectuate" cu semnul minus la Titlul 85, art. 85.01 "Plati efectuate din precedenti si recuperate in anii curent", se inscriu si pe col. 4 "Angajamente bugetare" si col. 5 "Angajamente legale" la acelasi cod tot cu semnul minus , astfel incat in col. 7 "Angajamente legale de platit" sa nu fie raportate sume.

Conducatorul institutiei

CATALIN CHERECHES



**Conducatorul compartimentului
financiar-contabil**

CARMEN POP



CONTUL DE EXECUTIE AL INSTITUTIILOR PUBLICE - CHELTUIELI

la data de 30.09.2021

Cod 21 Capitol 5402

Subcapitol

-lei-

DENUMIREA INDICATORILOR*)	Cod indicator	Credite de angajament		Credite bugetare		Angajamente bugetare	Angajamente legale	Plati efectuate	Angajamente legale de platit	Cheltuieli efective
		Initiale	Definitive	Initiale	Definitive					
A	B	1	2	3	4	5	6	7	8=6-7	9
TOTAL CHELTUIELI(SECTIUNEA DE FUNCTIONARE+SECTIUNEA DE DEZVOLTARE)			20,000	2,494,000	1,979,000	2,494,000	2,494,000	1,810,701	683,299	1,691,594
SECTIUNEA DE FUNCTIONARE (cod 01+79+85)				2,479,000	1,964,000	2,479,000	2,479,000	1,795,818	683,182	1,691,277
CHELTUIELI CURENTE (10+20+30+40+50+51SF+55SF+57+59)	01			2,479,000	1,964,000	2,479,000	2,479,000	1,795,818	683,182	1,691,277
TITLUL I CHELTUIELI DE PERSONAL (cod 10.01 la 10.03)	10			2,145,000	1,630,000	2,145,000	2,145,000	1,580,450	564,550	1,593,681
Cheltuieli salariale in bani (cod 10.01.01+10.01.03 la 10.01.08 +10.01.10 la 10.01.16 +10.01.30)	1001			2,092,000	1,587,000	2,092,000	2,092,000	1,545,443	546,557	1,558,612
Salarii de baza	100101			1,952,000	1,466,000	1,952,000	1,952,000	1,454,135	497,865	1,462,986
Alte sporuri	100106			12,000	11,000	12,000	12,000	7,903	4,097	8,722
Indemnizatii de delegare	100113			1,000	1,000	1,000	1,000		1,000	
Indemnizatii de hrana	100117			87,000	73,000	87,000	87,000	63,442	23,558	62,776
Alte drepturi salariale in bani	100130			40,000	36,000	40,000	40,000	19,963	20,037	24,128
Contributii (cod 10.03.01 la 10.03.06)	1003			53,000	43,000	53,000	53,000	35,007	17,993	35,069
Contributii de asigurari sociale de stat	100301			4,000		4,000	4,000		4,000	
Contributii de asigurari de somaj	100302			200		200	200		200	
Contributii de asigurari sociale de sanatate	100303			1,500		1,500	1,500		1,500	
Contributii de asigurari pentru accidente de munca si boli profesionale	100304			50		50	50		50	
Contributii pentru concedii si indemnizatii	100306			250		250	250		250	
Contributia asiguratorie pentru munca	100307			47,000	43,000	47,000	47,000	35,007	11,993	35,069
TITLUL II BUNURI SI SERVICII (cod 20.01 la 20.06+20.09 la 20.16+20.18 la 20.25+20.27+20.30)	20			334,000	334,000	334,000	334,000	215,368	118,632	97,596

A	B	1	2	3	4	5	6	7	8=6-7	9
Bunuri si servicii (cod 20.01.01 la 20.01.09+20.01.30)	2001			144,500	144,500	144,500	144,500	69,380	75,120	78,941
Furnituri de birou	200101			27,000	27,000	27,000	27,000	14,106	12,894	19,516
Materiale pentru curatenie	200102			14,000	14,000	14,000	14,000	1,600	12,400	1,600
Incalzit, iluminat si forta motrica	200103			50,000	50,000	50,000	50,000	24,219	25,781	25,075
Apa, canal si salubritate	200104			13,500	13,500	13,500	13,500	1,247	12,253	876
Alte bunuri si servicii pentru intretinere si functionare	200130			40,000	40,000	40,000	40,000	28,208	11,792	31,874
Bunuri de natura obiectelor de inventar (cod 20.05.01+20.05.03+20.05.30)	2005			96,500	96,500	96,500	96,500	62,665	33,835	6,437
Alte obiecte de inventar	200530			96,500	96,500	96,500	96,500	62,665	33,835	6,437
Alte cheltuieli (cod 20.30.01 la 20.30.04+20.30.06+20.30.07+20.30.09+20.30.30)	2030			93,000	93,000	93,000	93,000	83,323	9,677	12,218
Chirii	203004			18,800	18,800	18,800	18,800	18,718	82	11,718
Alte cheltuieli cu bunuri si servicii	203030			74,200	74,200	74,200	74,200	64,605	9,595	500
SECTIUNEA DE DEZVOLTARE (cod 51+55+56+58+70+81+85)			20,000	15,000	15,000	15,000	15,000	14,883	117	317
CHELTUIELI DE CAPITAL ((cod 71+72+75)	70		20,000	15,000	15,000	15,000	15,000	14,883	117	317
TITLUL XIII ACTIVE NEFINANCIARE (cod 71.01 + 71.03)	71		20,000	15,000	15,000	15,000	15,000	14,883	117	317
Active fixe (cod 71.01.01 la 71.01.03+71.01.30)	7101		20,000	15,000	15,000	15,000	15,000	14,883	117	317
Masini, echipamente si mijloace de transport	710102									317
Mobilier, aparatura birotica si alte active corporale	710103		20,000	15,000	15,000	15,000	15,000	14,883	117	
A. CHELTUIELILE CURENTE (10+20+30+40+50+51+55+56+58+57+59)	01			2,479,000	1,964,000	2,479,000	2,479,000	1,795,818	683,182	1,691,277

*) Se inscriu denumirea si simbolul capitolelor din bugetul aprobat detaliate pe titluri , articole, alineate, pe structura clasificatiei economice (bugetele locale, bugetul creditelor externe, bugetul creditelor interne, bugetul fondurilor externe nerambursabile - sursa D, institutii finantate integral sau partial din venituri proprii/activitati finantate integral din veniturii proprii)
 NOTA: Sumele inscrise in col. 6 "Plati efectuate" cu semnul minus la Titlul 85, art. 85.01 "Plati efectuate din precedenti si recuperate in anul curent", se inscriu si pe col. 4 "Angajamente bugetare" si col. 5 "Angajamente legale" la acelasi cod tot cu semnul minus , astfel incat in col. 7 "Angajamente legale de platit" sa nu fie raportate sume.

Conducatorul institutiei

CATALIN CHERECHES

Conducatorul compartimentului
financiar-contabil

CARMEN POP

CONTUL DE EXECUTIE AL INSTITUTIILOR PUBLICE - CHELTUIELI

la data de 30.09.2021

Cod 21 Capitol 6102

Subcapitol

-lei-

DENUMIREA INDICATORILOR*)	Cod indicator	Credite de angajament		Credite bugetare		Angajamente bugetare	Angajamente legale	Plati efectuate	Angajamente legale de platit	Cheltuieli efective
		Initiale	Definitive	Initiale	Definitive					
A	B	1	2	3	4	5	6	7	8=6-7	9
TOTAL CHELTUIELI(SECTIUNEA DE FUNCTIONARE+SECTIUNEA DE DEZVOLTARE)			8,850,000	14,474,000	13,914,000	14,474,000	14,474,000	9,299,588	5,174,412	8,483,541
SECTIUNEA DE FUNCTIONARE (cod 01+79+85)				12,435,000	11,875,000	12,435,000	12,435,000	9,200,637	3,234,363	8,330,910
CHELTUIELI CURENTE (10+20+30+40+50+51SF+55SF+57+59)	01			12,535,000	11,975,000	12,535,000	12,535,000	9,300,642	3,234,358	8,330,910
TITLUL I CHELTUIELI DE PERSONAL (cod 10.01 la 10.03)	10			10,835,000	10,275,000	10,835,000	10,835,000	7,962,074	2,872,926	7,782,703
Cheltuieli salariale in bani (cod 10.01.01+10.01.03 la 10.01.08 +10.01.10 la 10.01.16 +10.01.30)	1001			9,800,000	9,260,000	9,800,000	9,800,000	7,163,800	2,636,200	7,106,925
Salarii de baza	100101			9,219,000	8,717,000	9,219,000	9,219,000	6,828,562	2,390,438	6,789,827
Sporuri pentru conditii de munca	100105									1,140
Alte sporuri	100106			280,000	272,000	280,000	280,000	193,884	86,116	188,980
Indemnizatii de delegare	100113			1,000	1,000	1,000	1,000	40	960	40
Alte drepturi salariale in bani	100130			300,000	270,000	300,000	300,000	141,314	158,686	126,938
Cheltuieli salariale in natura (cod 10.02.01 la 10.02.06+10.02.30)	1002			810,000	810,000	810,000	810,000	639,110	170,890	515,873
Norme de hrana	100202			810,000	810,000	810,000	810,000	639,110	170,890	515,873
Contributii (cod 10.03.01 la 10.03.06)	1003			225,000	205,000	225,000	225,000	159,164	65,836	159,905
Contributii de asigurari sociale de stat	100301			6,500		6,500	6,500		6,500	
Contributii de asigurari de somaj	100302			500		500	500		500	
Contributii de asigurari sociale de sanatate	100303			2,000		2,000	2,000		2,000	
Contributii de asigurari pentru accidente de munca si boli profesionale	100304			500		500	500		500	
Contributii pentru concedii si indemnizatii	100306			500		500	500		500	

A	B	1	2	3	4	5	6	7	8=6-7	9
Contributia asiguratorie pentru munca	100307			215,000	205,000	215,000	215,000	159,164	55,836	159,905
TITLUL II BUNURI SI SERVICII (cod 20.01 la 20.06+20.09 la 20.16+20.18 la 20.25+20.27+20.30)	20			1,700,000	1,700,000	1,700,000	1,700,000	1,338,568	361,432	548,207
Bunuri si servicii (cod 20.01.01 la 20.01.09+20.01.30)	2001			1,266,000	1,266,000	1,266,000	1,266,000	1,154,257	111,743	301,308
Furnituri de birou	200101			30,000	30,000	30,000	30,000	24,730	5,270	18,011
Materiale pentru curatenie	200102			13,000	13,000	13,000	13,000	9,694	3,306	6,831
Incalzit, iluminat si forta motrica	200103			54,000	54,000	54,000	54,000	48,839	5,161	36,504
Apa, canal si salubritate	200104			10,000	10,000	10,000	10,000	7,398	2,602	7,219
Carburanti si lubrifianti	200105			147,000	147,000	147,000	147,000	116,723	30,277	119,859
Posta, telecomunicatii, radio, tv, internet	200108			41,000	41,000	41,000	41,000	34,344	6,656	38,994
Materiale si prestari de servicii cu caracter functional	200109			825,000	825,000	825,000	825,000	793,403	31,597	3,069
Alte bunuri si servicii pentru intretinere si functionare	200130			146,000	146,000	146,000	146,000	119,126	26,874	70,821
Reparatii curente	2002			91,000	91,000	91,000	91,000		91,000	890
Medicamente si materiale sanitare (cod 20.04.01 la 20.04.04)	2004			85,000	85,000	85,000	85,000	11,548	73,452	14,456
Medicamente	200401			5,000	5,000	5,000	5,000	3,604	1,396	1,516
Materiale sanitare	200402			80,000	80,000	80,000	80,000	7,944	72,056	12,940
Bunuri de natura obiectelor de inventar (cod 20.05.01+20.05.03+20.05.30)	2005			83,000	83,000	83,000	83,000	55,582	27,418	118,430
Uniforme si echipament	200501			28,000	28,000	28,000	28,000	27,443	557	112,118
Alte obiecte de inventar	200530			55,000	55,000	55,000	55,000	28,139	26,861	6,312
Deplasari, detasari, transferari (cod 20.06.01+20.06.02)	2006			11,000	11,000	11,000	11,000	230	10,770	230
Deplasari interne, detasari, transferari	200601			11,000	11,000	11,000	11,000	230	10,770	230
Pregatire profesionala	2013			11,000	11,000	11,000	11,000	550	10,450	550
Protectia muncii	2014			8,000	8,000	8,000	8,000	4,240	3,760	4,800
Cheltuieli judiciare si extrajudiciare derivate din actiuni in reprezentarea intereselor statului, potrivit dispozitiilor legale	2025			2,000	2,000	2,000	2,000	840	1,160	840
Alte cheltuieli (cod 20.30.01 la 20.30.04+20.30.06+20.30.07+20.30.09+20.30.30)	2030			143,000	143,000	143,000	143,000	111,321	31,679	106,703
Prime de asigurare non-viata	203003			40,000	40,000	40,000	40,000	30,074	9,926	30,074
Chirii	203004			68,000	68,000	68,000	68,000	55,744	12,256	50,926
Alte cheltuieli cu bunuri si servicii	203030			35,000	35,000	35,000	35,000	25,503	9,497	25,703
TITLUL XIX PLATI EFECTUATE IN ANII PRECEDENTI SI RECUPERATE IN ANUL CURENT(85.01)	85F			-100,000	-100,000	-100,000	-100,000	-100,005	5	
Plati efectuate in anii precedenti si recuperate in anul curent (cod 85.01.01)	8501F			-100,000	-100,000	-100,000	-100,000	-100,005	5	

A	B	1	2	3	4	5	6	7	8=6-7	9
Plati efectuate in anii precedenti si recuperate in anul curent în sectiunea de functionare a bugetului local	850101			-100,000	-100,000	-100,000	-100,000	-100,000	5	
SECTIUNEA DE DEZVOLTARE (cod 51+55+56+58+70+81+85)			8,850,000	2,039,000	2,039,000	2,039,000	2,039,000	98,951	1,940,049	152,631
TITLUL X Proiecte cu finantare din fonduri externe nerambursabile aferente cadrului financiar 2014-2020 (cod 58.01 la 58.05+58.11+58.12+58.15+58.16+58.30)	58		2,103,000	1,946,000	1,946,000	1,946,000	1,946,000	16,753	1,929,247	20,786
Programe Instrumentul European de Vecinatate (ENI) (cod 58.12.01 la 58.12.03)	5812		2,103,000	1,946,000	1,946,000	1,946,000	1,946,000	16,753	1,929,247	20,786
Finantarea nationala	581201		210,000	195,000	195,000	195,000	195,000	1,677	193,323	2,080
Finantarea externa nerambursabila	581202		1,893,000	1,751,000	1,751,000	1,751,000	1,751,000	15,076	1,735,924	18,706
CHELTUIELI DE CAPITAL ((cod 71+72+75)	70		6,747,000	93,000	93,000	93,000	93,000	82,198	10,802	131,845
TITLUL XIII ACTIVE NEFINANCIARE (cod 71.01 + 71.03)	71		6,747,000	93,000	93,000	93,000	93,000	82,198	10,802	131,845
Active fixe (cod 71.01.01 la 71.01.03+71.01.30)	7101		6,747,000	93,000	93,000	93,000	93,000	82,198	10,802	131,845
Constructii	710101									7,805
Masini, echipamente si mijloace de transport	710102		194,000	61,000	61,000	61,000	61,000	60,778	222	103,131
Mobilier, aparatura birotica si alte active corporale	710103									20,454
Alte active fixe	710130		6,553,000	32,000	32,000	32,000	32,000	21,420	10,580	455
	84			-100,000	-100,000	-100,000	-100,000	-100,000	5	
A. CHELTUIELILE CURENTE (10+20+30+40+50+51+55+56+58+57+59)	01		2,103,000	14,481,000	13,921,000	14,481,000	14,481,000	9,317,395	5,163,605	8,351,696
TITLUL XIX PLATI EFECTUATE IN ANII PRECEDENTI SI RECUPERATE IN ANUL CURENT (85.01)	85			-100,000	-100,000	-100,000	-100,000	-100,000	5	

*) Se inscriu denumirea si simbolul capitolelor din bugetul aprobat detaliate pe titluri , articole, alineate, pe structura clasificatiei economice

(bugetele locale, bugetul creditelor externe, bugetul creditelor interne, bugetul fondurilor externe nerambursabile - sursa D, institutiile finantate integral sau partial din venituri proprii/activitati finantate integral din veniturii proprii)

NOTA: Sumele inscrise in col. 6 "Plati efectuate" cu semnul minus la Titlul 85, art. 85.01 "Plati efectuate din precedenti si recuperate in anul curent", se inscriu si pe col. 4 "Angajamente bugetare" si col. 5 "Angajamente legale" la acelasi cod tot cu semnul minus , astfel incat in col. 7 "Angajamente legale de platit" sa nu fie raportate sume.

Conducatorul institutiei

CATALIN CHERECHES

Conducatorul compartimentului
financiar-contabil

CARMEN POP

CONTUL DE EXECUTIE AL INSTITUTIILOR PUBLICE - CHELTUIELI

la data de 30.09.2021

Cod 21 Capitol 6502

Subcapitol

-lei-

DENUMIREA INDICATORILOR*)	Cod indicator	Credite de angajament		Credite bugetare		Angajamente bugetare	Angajamente legale	Plati efectuate	Angajamente legale de platit	Cheltuieli efective
		Aprobate la finele perioadei de raportare	Trimestriale cumulate	Aprobate la finele perioadei de raportare	Trimestriale cumulate					
A	B	1	2	3	4	5	6	7	8=6-7	9
TOTAL CHELTUIELI(SECTIUNEA DE FUNCTIONARE+SECTIUNEA DE DEZVOLTARE)			173,843,000	164,111,000	152,833,970	164,106,798	164,106,798	35,411,293	128,695,505	18,703,189
SECTIUNEA DE FUNCTIONARE (cod 01+79+85)				30,948,000	28,808,440	30,943,798	30,943,798	17,828,639	13,115,159	17,025,749
CHELTUIELI CURENTE (10+20+30+40+50+51SF+55SF+57+59)	01			30,948,000	28,808,440	30,948,000	30,948,000	17,842,873	13,105,127	17,025,749
TITLUL II BUNURI SI SERVICII (cod 20.01 la 20.06+20.09 la 20.16+20.18 la 20.25+20.27+20.30)	20			18,143,000	17,011,420	18,143,000	18,143,000	10,268,967	7,874,033	9,413,772
Bunuri si servicii (cod 20.01.01 la 20.01.09+20.01.30)	2001			13,516,680	12,550,520	13,516,680	13,516,680	8,301,297	5,215,383	7,921,771
Furnituri de birou	200101			342,570	307,370	342,570	342,570	154,655	187,915	136,110
Materiale pentru curatenie	200102			684,320	633,820	684,320	684,320	330,784	353,536	372,159
Incalzit, iluminat si forta motrica	200103			5,958,890	5,568,250	5,958,890	5,958,890	4,138,736	1,820,154	3,861,289
Apa, canal si salubritate	200104			1,491,080	1,307,470	1,491,080	1,491,080	753,249	737,831	837,121
Carburanti si lubrifianti	200105			2,000	2,000	2,000	2,000	1,990	10	6,622
Piese de schimb	200106			7,210	7,210	7,210	7,210	6,566	644	2,355
Transport	200107			547,950	495,450	547,950	547,950	328,994	218,956	349,171
Posta, telecomunicatii, radio, tv, internet	200108			494,040	441,900	494,040	494,040	326,386	167,654	311,592
Materiale si prestari de servicii cu caracter functional	200109			828,940	774,620	828,940	828,940	398,113	430,827	524,741
Alte bunuri si servicii pentru intretinere si functionare	200130			3,159,680	3,012,430	3,159,680	3,159,680	1,861,824	1,297,856	1,520,611
Reparatii curente	2002			1,283,340	1,282,010	1,283,340	1,283,340	359,667	923,673	338,812
Medicamente si materiale sanitare (cod 20.04.01 la 20.04.04)	2004			409,840	395,300	409,840	409,840	106,290	303,550	109,719
Medicamente	200401			4,090	3,990	4,090	4,090	190	3,900	428
Materiale sanitare	200402			135,690	131,250	135,690	135,690	38,476	97,214	58,253

A	B	1	2	3	4	5	6	7	8=6-7	9
Dezinfectanti	200404			270,060	260,060	270,060	270,060	67,624	202,436	51,038
Bunuri de natura obiectelor de inventar (cod 20.05.01+20.05.03+20.05.30)	2005			1,715,980	1,654,330	1,715,980	1,715,980	898,771	817,209	345,801
Uniforme si echipament	200501			11,900	11,900	11,900	11,900		11,900	
Alte obiecte de inventar	200530			1,704,080	1,642,430	1,704,080	1,704,080	898,771	805,309	345,801
Deplasari, detasari, transferari (cod 20.06.01+20.06.02)	2006			19,000	19,000	19,000	19,000	1,178	17,822	2,576
Deplasari interne, detasari, transferari	200601			19,000	19,000	19,000	19,000	1,178	17,822	2,576
Materiale de laborator	2009			1,000	500	1,000	1,000		1,000	
Carti, publicatii si materiale documentare	2011			41,220	39,220	41,220	41,220	8,577	32,643	8,626
Pregatire profesionala	2013			197,670	186,070	197,670	197,670	111,337	86,333	109,724
Protectia muncii	2014			56,980	52,980	56,980	56,980	11,969	45,011	15,619
Alte cheltuieli (cod 20.30.01 la 20.30.04+20.30.06+20.30.07+20.30.09+20.30.30)	2030			901,290	831,490	901,290	901,290	469,881	431,409	561,124
Prime de asigurare non-viata	203003			160,190	134,390	160,190	160,190	92,065	68,125	93,497
Chirii	203004			161,000	161,000	161,000	161,000	80,500	80,500	92,000
Alte cheltuieli cu bunuri si servicii	203030			580,100	536,100	580,100	580,100	297,316	282,784	375,627
TITLUL VII ALTE TRANSFERURI (cod 55.01+ 55.02)	55			3,567,000	3,027,000	3,567,000	3,567,000	2,652,151	914,849	2,652,151
Transferuri interne (55.01.18+55.01.63+55.01.65)	5501			3,567,000	3,027,000	3,567,000	3,567,000	2,652,151	914,849	2,652,151
Finantarea invatamantului particular sau confesional acreditat	550163			3,567,000	3,027,000	3,567,000	3,567,000	2,652,151	914,849	2,652,151
TITLUL IX ASISTENTA SOCIALA (cod 57.02)	57			2,720,000	2,668,240	2,720,000	2,720,000	1,353,157	1,366,843	1,531,602
Ajutoare sociale (cod 57.02.01 la 57.02.05)	5702			2,720,000	2,668,240	2,720,000	2,720,000	1,353,157	1,366,843	1,531,602
Ajutoare sociale in numerar	570201			2,620,000	2,568,240	2,620,000	2,620,000	1,295,957	1,324,043	1,474,402
Tichete de cresa	570203			100,000	100,000	100,000	100,000	57,200	42,800	57,200
TITLUL XI ALTE CHELTUIEL (cod 59.01+59.02+59.08+59.11+59.12+59.15+59.17+59.20+59.22+ 59.25+59.30+59.35)	59			6,518,000	6,101,780	6,518,000	6,518,000	3,568,598	2,949,402	3,428,224
Burse	5901			5,618,000	5,201,780	5,618,000	5,618,000	2,688,378	2,929,622	2,565,828
Actiuni cu caracter stiintific si social-cultural	5922			900,000	900,000	900,000	900,000	880,220	19,780	862,396
TITLUL XIX PLATI EFECTUATE IN ANII PRECEDENTI SI RECUPERATE IN ANUL CURENT(85.01)	85F					-4,202	-4,202	-14,234	10,032	
Plati efectuate in anii precedenti si recuperate in anul curent (cod 85.01.01)	8501F					-4,202	-4,202	-14,234	10,032	
Plati efectuate in anii precedenti si recuperate in anul curent in sectiunea de functionare a bugetului local	850101					-4,202	-4,202	-14,234	10,032	

A	B	1	2	3	4	5	6	7	8=6-7	9
SECTIUNEA DE DEZVOLTARE (cod 51+55+56+58+70+81+85)			173,843,000	133,163,000	124,025,530	133,163,000	133,163,000	17,582,654	115,580,346	1,677,440
TITLUL VII ALTE TRANSFERURI (cod 55.01)	55			6,000	5,550	6,000	6,000	4,230	1,770	4,230
A. Transferuri interne (cod 55.01.03+55.01.07 la 55.01.10 +55.01.12 + 55.01.13 +55.01.15+55.01.28+55.01.42+55.01.56)	5501			6,000	5,550	6,000	6,000	4,230	1,770	4,230
Transferuri din bugetul local catre asociatiile de dezvoltare intercomunitara	550142			6,000	5,550	6,000	6,000	4,230	1,770	4,230
Titlul VIII PROIECTE CU FINANTARE DIN FONDURI EXTERNE NERAMBURSABILE (FEN) POSTADERARE (cod 56.01 la 56.05+cod 56.07+56.08+56.11+56.15 la 56.18 +56.25+56.27+56.28+56.40)	56									7,444
Programe din Fondul European de Dezvoltare Regionala (FEDR) (cod 56.01.01 la 56.01.03)	5601									7,444
Finantarea nationala*)	560101									500
Finantarea externa nerambursabila*)	560102									2,148
Cheltuieli neeligibile*)	560103									4,796
TITLUL X Proiecte cu finantare din fonduri externe nerambursabile aferente cadrului financiar 2014-2020 (cod 58.01 la 58.05+58.11+58.12+58.15+58.16+58.30)	58		115,213,000	120,441,000	111,303,980	120,441,000	120,441,000	11,367,047	109,073,953	1,114,877
Programe din Fondul European de Dezvoltare Regionala (FEDR) (cod 58.01.01 la 58.01.03)	5801		114,610,000	112,819,000	105,842,980	112,819,000	112,819,000	10,190,706	102,628,294	
Finantarea nationala	580101		15,411,650	7,827,550	7,150,580	7,827,550	7,827,550	1,182,546	6,645,004	
Finantarea externa nerambursabila	580102		77,375,350	78,282,450	74,491,400	78,282,450	78,282,450	6,702,291	71,580,159	
Cheltuieli neeligibile	580103		21,823,000	26,709,000	24,201,000	26,709,000	26,709,000	2,305,869	24,403,131	
Programe din Fondul Social European (FSE) (cod 58.02.01 la 58.02.03)	5802		603,000	7,622,000	5,461,000	7,622,000	7,622,000	1,176,341	6,445,659	1,114,877
Finantarea nationala	580201		90,000	1,028,800	704,850	1,028,800	1,028,800	176,493	852,307	163,095
Finantarea externa nerambursabila	580202		513,000	6,593,200	4,756,150	6,593,200	6,593,200	999,848	5,593,352	951,782
CHELTUIELI DE CAPITAL ((cod 71+72+75)	70		58,630,000	12,717,000	12,717,000	12,717,000	12,717,000	6,213,731	6,503,269	550,889
TITLUL XIII ACTIVE NEFINANCIARE (cod 71.01 + 71.03)	71		58,630,000	12,717,000	12,717,000	12,717,000	12,717,000	6,213,731	6,503,269	550,889
Active fixe (cod 71.01.01 la 71.01.03+71.01.30)	7101		11,489,000	2,734,000	2,734,000	2,734,000	2,734,000	876,026	1,857,974	525,638
Constructii	710101		8,199,000	723,000	723,000	723,000	723,000	31,239	691,761	29,586
Masini, echipamente si mijloace de transport	710102			18,600	18,600	18,600	18,600	18,010	590	145,065
Mobilier, aparatura birotica si alte active corporale	710103			241,400	241,400	241,400	241,400	133,981	107,419	120,175

A	B	1	2	3	4	5	6	7	8=6-7	9
Alte active fixe	710130		3,290,000	1,751,000	1,751,000	1,751,000	1,751,000	692,796	1,058,204	230,812
Reparatii capitale aferente activelor fixe	7103		47,141,000	9,983,000	9,983,000	9,983,000	9,983,000	5,337,705	4,645,295	25,251
TITLUL XIX PLATI EFECTUATE IN ANII PRECEDENTI SI RECUPERATE IN ANUL CURENT (85.01)	85			-1,000	-1,000	-1,000	-1,000	-2,354	1,354	
Plati efectuate in anii precedenti si recuperate in anul curent (cod 85.01.02+85.01.05)	8501			-1,000	-1,000	-1,000	-1,000	-2,354	1,354	
Plati efectuate in anii precedenti si recuperate in anul curent aferente fondurilor externe nerambursabile	850105			-1,000	-1,000	-1,000	-1,000	-2,354	1,354	
TITLUL VII ALTE TRANSFERURI (cod 55.01+55.02)	55			3,573,000	3,032,550	3,573,000	3,573,000	2,656,381	916,619	2,656,381
	84			-1,000	-1,000	-5,202	-5,202	-16,588	11,386	
A. CHELTUIELILE CURENTE (10+20+30+40+50+51+55+56+58+57+59)	01		115,213,000	151,395,000	140,117,970	151,395,000	151,395,000	29,214,150	122,180,850	18,152,300
TITLUL XIX PLATI EFECTUATE IN ANII PRECEDENTI SI RECUPERATE IN ANUL CURENT (85.01)	85			-1,000	-1,000	-5,202	-5,202	-16,588	11,386	

*) Se inscriu denumirea si simbolul capitolelor din bugetul aprobat detaliate pe titluri , articole, alineate, pe structura clasificatiei economice

(bugetele locale, bugetul creditelor externe, bugetul creditelor interne, bugetul fondurilor externe nerambursabile - sursa D, institutii finantate integral sau partial din venituri proprii/activitati finantate integral din veniturii proprii)

NOTA: Sumele inscrise in col. 6 "Plati efectuate" cu semnul minus la Titlul 85, art. 85.01 "Plati efectuate din precedenti si recuperate in anul curent", se inscriu si pe col. 4 "Angajamente bugetare" si col. 5 "Angajamente legale" la acelasi cod tot cu semnul minus , astfel incat in col. 7 "Angajamente legale de platit" sa nu fie raportate sume.

Conducatorul institutiei

CATALIN CHERECHES

**Conducatorul compartimentului
financiar-contabil**

CARMEN POP

CONTUL DE EXECUTIE AL INSTITUTIILOR PUBLICE - CHELTUIELI

la data de 30.09.2021

Cod 21 Capitol 6602

Subcapitol

-lei-


DENUMIREA INDICATORILOR*)	Cod indicator	Credite de angajament		Credite bugetare		Angajamente bugetare	Angajamente legale	Plati efectuate	Angajamente legale de platit	Cheltuieli efective
		Initiale	Definitive	Initiale	Definitive					
A	B	1	2	3	4	5	6	7	8=6-7	9
TOTAL CHELTUIELI(SECTIUNEA DE FUNCTIONARE+SECTIUNEA DE DEZVOLTARE)			34,557,000	28,849,000	21,250,000	28,849,000	28,849,000	6,604,728	22,244,272	6,494,146
SECTIUNEA DE FUNCTIONARE (cod 01+79+85)				11,244,000	9,305,000	11,244,000	11,244,000	6,494,154	4,749,846	6,494,146
CHELTUIELI CURENTE (10+20+30+40+50+51SF+55SF+57+59)	01			11,244,000	9,305,000	11,244,000	11,244,000	6,494,154	4,749,846	6,494,146
TITLUL I CHELTUIELI DE PERSONAL (cod 10.01 la 10.03)	10			6,779,000	5,703,000	6,779,000	6,779,000	4,859,655	1,919,345	4,795,438
Cheltuieli salariale in bani (cod 10.01.01+10.01.03 la 10.01.08 +10.01.10 la 10.01.16 +10.01.30)	1001			6,604,000	5,554,000	6,604,000	6,604,000	4,754,966	1,849,034	4,691,544
Salarii de baza	100101			5,431,000	4,571,000	5,431,000	5,431,000	4,042,364	1,388,636	3,968,361
Sporuri pentru conditii de munca	100105			824,000	694,000	824,000	824,000	492,305	331,695	499,741
Indemnizatii de hrana	100117			349,000	289,000	349,000	349,000	220,297	128,703	223,442
Contributii (cod 10.03.01 la 10.03.06)	1003			175,000	149,000	175,000	175,000	104,689	70,311	103,894
Contributia asiguratorie pentru munca	100307			175,000	149,000	175,000	175,000	104,689	70,311	103,894
TITLUL II BUNURI SI SERVICII (cod 20.01 la 20.06+20.09 la 20.16+20.18 la 20.25+20.27+20.30)	20			2,885,000	2,044,000	2,885,000	2,885,000	882,942	2,002,058	946,337
Bunuri si servicii (cod 20.01.01 la 20.01.09+20.01.30)	2001			665,000	507,000	665,000	665,000	177,751	487,249	276,910
Furnituri de birou	200101			39,000	29,000	39,000	39,000	12,263	26,737	16,921
Materiale pentru curatenie	200102			90,000	70,000	90,000	90,000	23,318	66,682	26,668
Incalzit, iluminat si forta motrica	200103			16,000	16,000	16,000	16,000	9,018	6,982	9,202
Posta, telecomunicatii, radio, tv, internet	200108			20,000	15,000	20,000	20,000	1,564	18,436	1,921
Materiale si prestari de servicii cu caracter functional	200109			252,000	189,000	252,000	252,000	56,334	195,666	58,691
Alte bunuri si servicii pentru intretinere si functionare	200130			248,000	188,000	248,000	248,000	75,254	172,746	163,507
Medicamente si materiale sanitare (cod 20.04.01 la 20.04.04)	2004			420,000	315,000	420,000	420,000	99,424	320,576	149,694

A	B	1	2	3	4	5	6	7	8=6-7	9
Medicamente	200401			70,000	55,000	70,000	70,000	14,513	55,487	15,017
Materiale sanitare	200402			350,000	260,000	350,000	350,000	84,911	265,089	134,677
Bunuri de natura obiectelor de inventar (cod 20.05.01+20.05.03+20.05.30)	2005			206,000	156,000	206,000	206,000	86,034	119,966	
Alte obiecte de inventar	200530			206,000	156,000	206,000	206,000	86,034	119,966	
Alte cheltuieli (cod 20.30.01 la 20.30.04+20.30.06+20.30.07+20.30.09+20.30.30)	2030			1,594,000	1,066,000	1,594,000	1,594,000	519,733	1,074,267	519,733
Alte cheltuieli cu bunuri si servicii	203030			1,594,000	1,066,000	1,594,000	1,594,000	519,733	1,074,267	519,733
TITLUL VI TRANSFERURI INTRE UNITATI ALE ADMINISTRATIEI PUBLICE (cod 51.01) (cod 51.01)	51			1,500,000	1,490,000	1,500,000	1,500,000	703,000	797,000	703,000
Transferuri curente (cod 51.01.01+51.01.03+51.01.05+51.01.14+51.01.15+51.01.24 +51.01.26 +51.01.31+51.01.39+51.01.46+51.01.49+51.01.60+51.01.61+51.01.64)	5101			1,500,000	1,490,000	1,500,000	1,500,000	703,000	797,000	703,000
Actiuni de sanatate	510103			1,500,000	1,490,000	1,500,000	1,500,000	703,000	797,000	703,000
TITLUL IX ASISTENTA SOCIALA (cod 57.02)	57			6,000	6,000	6,000	6,000	1,212	4,788	772
Ajutoare sociale (cod 57.02.01 la 57.02.05)	5702			6,000	6,000	6,000	6,000	1,212	4,788	772
Ajutoare sociale in natura	570202			6,000	6,000	6,000	6,000	1,212	4,788	772
TITLUL XI ALTE CHELTUIEL (cod 59.01+59.02+59.08+59.11+59.12+59.15+59.17+59.20+59.22+59.25+59.30+59.35)	59			74,000	62,000	74,000	74,000	47,345	26,655	48,599
Sume aferente persoanelor cu handicap neincadrate	5940			74,000	62,000	74,000	74,000	47,345	26,655	48,599
SECTIUNEA DE DEZVOLTARE (cod 51+55+56+58+70+81+85)			34,557,000	17,605,000	11,945,000	17,605,000	17,605,000	110,574	17,494,426	
TITLUL X Proiecte cu finantare din fonduri externe nerambursabile aferente cadrului financiar 2014-2020 (cod 58.01 la 58.05+58.11+58.12+58.15+58.16+58.30)	58		34,557,000	17,605,000	11,945,000	17,605,000	17,605,000	110,574	17,494,426	
Programe din Fondul European de Dezvoltare Regionala (FEDR) (cod 58.01.01 la 58.01.03)	5801		34,557,000	17,605,000	11,945,000	17,605,000	17,605,000	110,574	17,494,426	
Finantarea nationala	580101		5,304,000	2,992,000	2,044,000	2,992,000	2,992,000	25,144	2,966,856	
Finantarea externa nerambursabila	580102		19,375,000	9,613,000	6,401,000	9,613,000	9,613,000	85,430	9,527,570	
Cheltuieli neeligibile	580103		9,878,000	5,000,000	3,500,000	5,000,000	5,000,000		5,000,000	
TITLUL VI TRANSFERURI INTRE UNITATI ALE ADMINISTRATIEI PUBLICE (cod 51.01+51.02)	51			1,500,000	1,490,000	1,500,000	1,500,000	703,000	797,000	703,000
A. CHELTUIELILE CURENTE (10+20+30+40+50+51+55+56+58+57+59)	01		34,557,000	28,849,000	21,250,000	28,849,000	28,849,000	6,604,728	22,244,272	6,494,146

*) Se inscriu denumirea si simbolul capitolelor din bugetul aprobat detaliate pe titluri , articole, alineate, pe structura clasificatiei economice (bugetele locale, bugetul creditelor externe, bugetul creditelor interne, bugetul fondurilor externe nerambursabile - sursa D, institutii finantate integral sau partial din venituri proprii/activitati finantate integral din veniturii proprii)
NOTA: Sumele inscrise in col. 6 "Plati efectuate" cu semnul minus la Titlul 8, art. 85.01 "Plati efectuate din precedenti si recuperate in anul curent", se inscriu si pe col. 4 "Angajamente bugetare" si col. 5 "Angajamente legale" la acelasi cod tot cu semnul minus , astfel incat in col. 7 "Angajamente legale de platit" sa nu fie raportate sume.

Conducatorul institutiei

CATALIN CHERECHES



Conducatorul compartimentului

financiar-contabil

CARMEN POP



CONTUL DE EXECUTIE AL INSTITUTIILOR PUBLICE - CHELTUIELI

la data de 30.09.2021

Cod 21 Capitol 6702

Subcapitol

-lei-

DENUMIREA INDICATORILOR*)	Cod indicator	Credite de angajament		Credite bugetare		Angajamente bugetare	Angajamente legale	Plati efectuate	Angajamente legale de platit	Cheltuieli efective
		Initiale	Definitive	Initiale	Definitive					
A	B	1	2	3	4	5	6	7	8=6-7	9
TOTAL CHELTUIELI(SECTIUNEA DE FUNCTIONARE+SECTIUNEA DE DEZVOLTARE)			149,923,000	35,014,000	33,112,000	35,010,574	35,010,574	22,261,334	12,749,240	20,719,529
SECTIUNEA DE FUNCTIONARE (cod 01+79+85)				34,834,000	32,932,000	34,830,574	34,830,574	22,147,337	12,683,237	20,605,532
CHELTUIELI CURENTE (10+20+30+40+50+51SF+55SF+57+59)	01			34,852,000	32,950,000	34,852,000	34,852,000	22,168,763	12,683,237	20,605,532
TITLUL VI TRANSFERURI INTRE UNITATI ALE ADMINISTRATIEI PUBLICE (cod 51.01) (cod 51.01)	51			22,992,000	21,090,000	22,992,000	22,992,000	18,343,360	4,648,640	18,343,360
Transferuri curente (cod 51.01.01+51.01.03+51.01.05+ 51.01.14+51.01.15+ 51.01.24 +51.01.26 +51.01.31+51.01.39+ 51.01.46+51.01.49+51.01.60+51.01.61+51.01.64)	5101			22,992,000	21,090,000	22,992,000	22,992,000	18,343,360	4,648,640	18,343,360
Transferuri catre institutii publice	510101			22,992,000	21,090,000	22,992,000	22,992,000	18,343,360	4,648,640	18,343,360
TITLUL XI ALTE CHELTUIELI (cod 59.01+59.02+59.08+59.11+59.12+59.15+59.17+59.20+59.22+ 59.25+59.30+59.35)	59			11,860,000	11,860,000	11,860,000	11,860,000	3,825,403	8,034,597	2,262,172
Asociatii si fundatii	5911			9,050,000	9,050,000	9,050,000	9,050,000	2,490,403	6,559,597	1,387,172
Sustinerea cultelor	5912			2,810,000	2,810,000	2,810,000	2,810,000	1,335,000	1,475,000	875,000
TITLUL XIX PLATI EFECTUATE IN ANII PRECEDENTI SI RECUPERATE IN ANUL CURENT(85.01)	85F			-18,000	-18,000	-21,426	-21,426	-21,426		
Plati efectuate in anii precedenti si recuperate in anul curent (cod 85.01.01)	8501F			-18,000	-18,000	-21,426	-21,426	-21,426		
Plati efectuate in anii precedenti si recuperate in anul curent în sectiunea de functionare a bugetului local	850101			-18,000	-18,000	-21,426	-21,426	-21,426		
SECTIUNEA DE DEZVOLTARE (cod 51+55+56+58+70+81+85)			149,923,000	180,000	180,000	180,000	180,000	113,997	66,003	113,997

A	B	1	2	3	4	5	6	7	8=6-7	9
TITLUL VI TRANSFERURI INTRE UNITATI ALE ADMINISTRATIEI PUBLICE (cod 51.02)	51			129,000	129,000	129,000	129,000	113,997	15,003	113,997
Transferuri de capital (cod 51.02.12+51.02.28+51.02.29)	5102			129,000	129,000	129,000	129,000	113,997	15,003	113,997
Alte transferuri de capital catre institutii publice	510229			129,000	129,000	129,000	129,000	113,997	15,003	113,997
CHELTUIELI DE CAPITAL ((cod 71+72+75)	70		149,923,000	51,000	51,000	51,000	51,000		51,000	
TITLUL XIII ACTIVE NEFINANCIARE (cod 71.01 + 71.03)	71		149,923,000	51,000	51,000	51,000	51,000		51,000	
Active fixe (cod 71.01.01 la 71.01.03+71.01.30)	7101		2,636,000	41,000	41,000	41,000	41,000		41,000	
Constructii	710101		1,000,000	1,000	1,000	1,000	1,000		1,000	
Alte active fixe	710130		1,636,000	40,000	40,000	40,000	40,000		40,000	
Reparatii capitale aferente activelor fixe	7103		147,287,000	10,000	10,000	10,000	10,000		10,000	
TITLUL VI TRANSFERURI INTRE UNITATI ALE ADMINISTRATIEI PUBLICE (cod 51.01+51.02)	51			23,121,000	21,219,000	23,121,000	23,121,000	18,457,357	4,663,643	18,457,357
	84			-18,000	-18,000	-21,426	-21,426	-21,426		
A. CHELTUIELILE CURENTE (10+20+30+40+50+51+55+56+58+57+59)	01			34,981,000	33,079,000	34,981,000	34,981,000	22,282,760	12,698,240	20,719,529
TITLUL XIX PLATI EFECTUATE IN ANII PRECEDENTI SI RECUPERATE IN ANUL CURENT (85.01)	85			-18,000	-18,000	-21,426	-21,426	-21,426		

*) Se inscriu denumirea si simbolul capitolelor din bugetul aprobat detaliate pe titluri , articole, alineate, pe structura clasificatiei economice

(bugetele locale, bugetul creditelor externe, bugetul creditelor interne, bugetul fondurilor externe nerambursabile - sursa D, institutii finantate integral sau partial din venituri proprii/activitati finantate integral din veniturii proprii)

NOTA: Sumele inscrise in col. 6 "Plati efectuate" cu semnul minus la Titlul 85, art. 85.01 "Plati efectuate din precedenti si recuperate in anul curent", se inscriu si pe col. 4 "Angajamente bugetare" si col. 5 "Angajamente legale" la acelasi cod tot cu semnul minus , astfel incat in col. 7 "Angajamente legale de platit" sa nu fie raportate sume.

Conducatorul institutiei

CATALIN CHERECHES

Conducatorul compartimentului

financiar-contabil

CARMEN POP

CONTUL DE EXECUTIE AL INSTITUTIILOR PUBLICE - CHELTUIELI

la data de 30.09.2021

Cod 21 Capitol 6802

Subcapitol

-lei-

DENUMIREA INDICATORILOR*)	Cod indicator	Credite de angajament		Credite bugetare		Angajamente bugetare	Angajamente legale	Plati efectuate	Angajamente legale de platit	Cheltuieli efective
		Initiale	Definitive	Initiale	Definitive					
A	B	1	2	3	4	5	6	7	8=6-7	9
TOTAL CHELTUIELI(SECTIUNEA DE FUNCTIONARE+SECTIUNEA DE DEZVOLTARE)			86,092,000	90,145,000	83,516,000	90,145,000	90,145,000	51,559,837	38,585,163	47,163,723
SECTIUNEA DE FUNCTIONARE (cod 01+79+85)				61,142,000	57,299,000	61,142,000	61,142,000	45,531,003	15,610,997	43,079,052
CHELTUIELI CURENTE (10+20+30+40+50+51SF+55SF+57+59)	01			61,142,000	57,299,000	61,142,000	61,142,000	46,271,120	14,870,880	43,079,052
TITLUL I CHELTUIELI DE PERSONAL (cod 10.01 la 10.03)	10			31,152,000	27,754,000	31,152,000	31,152,000	24,613,905	6,538,095	23,437,960
Cheltuieli salariale in bani (cod 10.01.01+10.01.03 la 10.01.08 +10.01.10 la 10.01.16 +10.01.30)	1001			30,343,000	27,048,000	30,343,000	30,343,000	24,075,463	6,267,537	22,900,249
Salarii de baza	100101			26,989,000	24,061,000	26,989,000	26,989,000	21,709,340	5,279,660	20,649,662
Sporuri pentru conditii de munca	100105			682,000	558,000	682,000	682,000	398,966	283,034	412,721
Indemnizatii de delegare	100113			1,000	1,000	1,000	1,000	40	960	40
Indemnizatii de hrana	100117			2,671,000	2,428,000	2,671,000	2,671,000	1,967,117	703,883	1,837,826
Contributii (cod 10.03.01 la 10.03.06)	1003			809,000	706,000	809,000	809,000	538,442	270,558	537,711
Contributia asiguratorie pentru munca	100307			809,000	706,000	809,000	809,000	538,442	270,558	537,711
TITLUL II BUNURI SI SERVICII (cod 20.01 la 20.06+20.09 la 20.16+20.18 la 20.25+20.27+20.30)	20			7,898,000	7,854,000	7,898,000	7,898,000	4,167,752	3,730,248	3,448,504
Bunuri si servicii (cod 20.01.01 la 20.01.09+20.01.30)	2001			4,960,000	4,916,000	4,960,000	4,960,000	2,661,361	2,298,639	2,171,131
Furnituri de birou	200101			47,000	47,000	47,000	47,000	14,582	32,418	17,418
Materiale pentru curatenie	200102			115,000	115,000	115,000	115,000	51,914	63,086	60,857
Incalzit, iluminat si forta motrica	200103			2,727,000	2,691,000	2,727,000	2,727,000	1,524,605	1,202,395	1,031,251
Apa, canal si salubritate	200104			521,000	513,000	521,000	521,000	246,377	274,623	299,602
Carburanti si lubrifianti	200105			53,000	53,000	53,000	53,000	43,799	9,201	43,965
Piese de schimb	200106			106,000	106,000	106,000	106,000	63,565	42,435	57,820

A	B	1	2	3	4	5	6	7	8=6-7	9
Posta, telecomunicatii, radio, tv, internet	200108			111,000	111,000	111,000	111,000	78,509	32,491	80,254
Materiale si prestari de servicii cu caracter functional	200109			1,116,000	1,116,000	1,116,000	1,116,000	553,747	562,253	511,094
Alte bunuri si servicii pentru intretinere si functionare	200130			164,000	164,000	164,000	164,000	84,263	79,737	68,870
Reparatii curente	2002			770,000	770,000	770,000	770,000	184,447	585,553	259,153
Hrana (cod 20.03.01+20.03.02)	2003			1,966,000	1,966,000	1,966,000	1,966,000	1,247,437	718,563	967,961
Hrana pentru oameni	200301			1,966,000	1,966,000	1,966,000	1,966,000	1,247,437	718,563	967,961
Medicamente si materiale sanitare (cod 20.04.01 la 20.04.04)	2004			29,000	29,000	29,000	29,000	10,848	18,152	13,478
Medicamente	200401			13,000	13,000	13,000	13,000	6,686	6,314	7,616
Materiale sanitare	200402			12,000	12,000	12,000	12,000	4,162	7,838	5,028
Dezinfectanti	200404			4,000	4,000	4,000	4,000		4,000	834
Bunuri de natura obiectelor de inventar (cod 20.05.01+20.05.03+20.05.30)	2005			93,000	93,000	93,000	93,000	27,859	65,141	
Alte obiecte de inventar	200530			93,000	93,000	93,000	93,000	27,859	65,141	
Deplasari, detasari, transferari (cod 20.06.01+20.06.02)	2006			5,000	5,000	5,000	5,000	763	4,237	1,043
Deplasari interne, detasari, transferari	200601			5,000	5,000	5,000	5,000	763	4,237	1,043
Carti, publicatii si materiale documentare	2011			10,000	10,000	10,000	10,000	400	9,600	1,598
Pregatire profesionala	2013			18,000	18,000	18,000	18,000	1,550	16,450	1,550
Alte cheltuieli (cod 20.30.01 la 20.30.04+20.30.06+20.30.07+20.30.09+20.30.30)	2030			47,000	47,000	47,000	47,000	33,087	13,913	32,590
Alte cheltuieli cu bunuri si servicii	203030			47,000	47,000	47,000	47,000	33,087	13,913	32,590
TITLUL IX ASISTENTA SOCIALA (cod 57.02)	57			20,903,000	20,551,000	20,903,000	20,903,000	16,675,615	4,227,385	15,222,592
Ajutoare sociale (cod 57.02.01 la 57.02.05)	5702			20,903,000	20,551,000	20,903,000	20,903,000	16,675,615	4,227,385	15,222,592
Ajutoare sociale in numerar	570201			18,821,000	18,469,000	18,821,000	18,821,000	14,593,969	4,227,031	15,210,442
Ajutoare sociale in natura	570202			2,082,000	2,082,000	2,082,000	2,082,000	2,081,646	354	12,150
TITLUL XI ALTE CHELTUIELI (cod 59.01+59.02+59.08+59.11+59.12+59.15+59.17+59.20+59.22+59.25+59.30+59.35)	59			1,189,000	1,140,000	1,189,000	1,189,000	813,848	375,152	969,996
Asociatii si fundatii	5911			530,000	530,000	530,000	530,000	288,107	241,893	480,247
Sume aferente persoanelor cu handicap neincadrate	5940			659,000	610,000	659,000	659,000	525,741	133,259	489,749
TITLUL XIX PLATI EFECTUATE IN ANII PRECEDENTI SI RECUPERATE IN ANUL CURENT(85.01)	85F							-740,117	740,117	
Plati efectuate in anii precedenti si recuperate in anul curent (cod 85.01.01)	8501F							-740,117	740,117	
Plati efectuate in anii precedenti si recuperate in anul curent în sectiunea de functionare a bugetului local	850101							-740,117	740,117	

A	B	1	2	3	4	5	6	7	8=6-7	9
SECTIUNEA DE DEZVOLTARE (cod 51+55+56+58+70+81+85)			86,092,000	29,003,000	26,217,000	29,003,000	29,003,000	6,028,834	22,974,166	4,084,671
Titlul VIII PROIECTE CU FINANTARE DIN FONDURI EXTERNE NERAMBURSABILE (FEN) POSTADERARE (cod 56.01 la 56.05+cod 56.07+56.08+56.11+56.15 la 56.18 +56.25+56.27+56.28+56.40)	56									40,730
Programe din Fondul European de Dezvoltare Regionala (FEDR) (cod 56.01.01 la 56.01.03)	5601									15,188
Cheltuieli neeligibile*)	560103									15,188
Mecanismul financiar SEE (cod 56.17.01 la 56.17.03)	5617									25,542
Finantarea nationala*)	561701									20,862
Finantarea externa nerambursabila*)	561702									4,680
TITLUL X Proiecte cu finantare din fonduri externe nerambursabile aferente cadrului financiar 2014-2020 (cod 58.01 la 58.05+58.11+58.12+58.15+58.16+58.30)	58		14,353,000	25,355,000	22,569,000	25,355,000	25,355,000	4,290,205	21,064,795	3,642,512
Programe din Fondul European de Dezvoltare Regionala (FEDR) (cod 58.01.01 la 58.01.03)	5801		11,889,000	7,000,000	6,037,000	7,000,000	7,000,000	472	6,999,528	
Finantarea nationala	580101		1,783,350	388,050	338,050	388,050	388,050		388,050	
Finantarea externa nerambursabila	580102		10,105,650	2,198,950	1,698,950	2,198,950	2,198,950		2,198,950	
Cheltuieli neeligibile	580103			4,413,000	4,000,000	4,413,000	4,413,000	472	4,412,528	
Programe din Fondul Social European (FSE) (cod 58.02.01 la 58.02.03)	5802		2,464,000	18,300,000	16,477,000	18,300,000	18,300,000	4,240,542	14,059,458	3,639,701
Finantarea nationala	580201		369,500	2,749,400	2,510,400	2,749,400	2,749,400	636,094	2,113,306	538,836
Finantarea externa nerambursabila	580202		2,094,500	15,550,600	13,966,600	15,550,600	15,550,600	3,604,448	11,946,152	3,100,865
Alte programe comunitare finantate in perioada 2014-2020 (cod 58.15.01 la 58.15.03)	5815			55,000	55,000	55,000	55,000	49,191	5,809	2,811
Finantarea nationala	581501			2,000	2,000	2,000	2,000	1,509	491	
Finantarea externa nerambursabila	581502			53,000	53,000	53,000	53,000	47,682	5,318	2,811
CHELTUIELI DE CAPITAL ((cod 71+72+75)	70		71,739,000	3,693,000	3,693,000	3,693,000	3,693,000	1,783,608	1,909,392	401,429
TITLUL XIII ACTIVE NEFINANCIARE (cod 71.01 + 71.03)	71		71,739,000	3,693,000	3,693,000	3,693,000	3,693,000	1,783,608	1,909,392	401,429
Active fixe (cod 71.01.01 la 71.01.03+71.01.30)	7101		71,639,000	3,593,000	3,593,000	3,593,000	3,593,000	1,783,608	1,809,392	401,429
Constructii	710101		2,728,000	2,728,000	2,728,000	2,728,000	2,728,000	1,689,490	1,038,510	
Masini, echipamente si mijloace de transport	710102			100,000	100,000	100,000	100,000	93,814	6,186	
Mobilier, aparatura birotica si alte active corporale	710103			100,000	100,000	100,000	100,000		100,000	398,902
Alte active fixe	710130		68,911,000	665,000	665,000	665,000	665,000	304	664,696	2,527

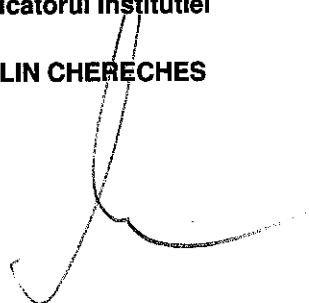
A	B	1	2	3	4	5	6	7	8=6-7	9
Reparatii capitale aferente activelor fixe	7103		100,000	100,000	100,000	100,000	100,000		100,000	
TITLUL XIX PLATI EFECTUATE IN ANII PRECEDENTI SI RECUPERATE IN ANUL CURENT (85.01)	85			-45,000	-45,000	-45,000	-45,000	-44,979	-21	
Plati efectuate in anii precedenti si recuperate in anul curent (cod 85.01.02+85.01.05)	8501			-45,000	-45,000	-45,000	-45,000	-44,979	-21	
Plati efectuate in anii precedenti si recuperate in anul curent aferente fondurilor externe nerambursabile	850105			-45,000	-45,000	-45,000	-45,000	-44,979	-21	
	84			-45,000	-45,000	-45,000	-45,000	-785,096	740,096	
A. CHELTUIELILE CURENTE (10+20+30+40+50+51+55+56+58+57+59)	01		14,353,000	86,497,000	79,868,000	86,497,000	86,497,000	50,561,325	35,935,675	46,762,294
TITLUL XIX PLATI EFECTUATE IN ANII PRECEDENTI SI RECUPERATE IN ANUL CURENT (85.01)	85			-45,000	-45,000	-45,000	-45,000	-785,096	740,096	

*) Se inscriu denumirea si simbolul capitolelor din bugetul aprobat detaliate pe titluri , articole, alineate, pe structura clasificatiei economice (bugetele locale, bugetul creditelor externe, bugetul creditelor interne, bugetul fondurilor externe nerambursabile - sursa D, institutii finantate integral sau partial din venituri proprii/activitati finantate integral din veniturii proprii)

NOTA: Sumele inscrise in col. 6 "Plati efectuate" cu semnul minus la Titlul 85, art. 85.01 "Plati efectuate din precedenti si recuperate in anul curent", se inscriu si pe col. 4 "Angajamente bugetare" si col. 5 "Angajamente legale" la acelasi cod tot cu semnul minus , astfel incat in col. 7 "Angajamente legale de platit" sa nu fie raportate sume.

Conducatorul institutiei

CATALIN CHERECHES



Conducatorul compartimentului
financiar-contabil

CARMEN POP



CONTUL DE EXECUTIE AL INSTITUTIILOR PUBLICE - CHELTUIELI

la data de 30.09.2021

Cod 21 Capitol 7002

Subcapitol

-lei-

DENUMIREA INDICATORILOR*)	Cod indicator	Credite de angajament		Credite bugetare		Angajamente bugetare	Angajamente legale	Plati efectuate	Angajamente legale de platit	Cheltuieli efective
		Aprobate la finele perioadei de raportare	Trimestriale cumulate	Aprobate la finele perioadei de raportare	Trimestriale cumulate					
A	B	1	2	3	4	5	6	7	8=6-7	9
TOTAL CHELTUIELI(SECTIUNEA DE FUNCTIONARE+SECTIUNEA DE DEZVOLTARE)			327,532,000	121,655,000	111,782,000	121,655,000	121,655,000	32,558,645	89,096,355	26,849,778
SECTIUNEA DE FUNCTIONARE (cod 01+79+85)			160,000	44,594,000	41,446,000	44,594,000	44,594,000	25,451,684	19,142,316	23,087,596
CHELTUIELI CURENTE (10+20+30+40+50+51SF+55SF+57+59)	01		160,000	44,594,000	41,446,000	44,594,000	44,594,000	25,451,684	19,142,316	23,087,596
TITLUL II BUNURI SI SERVICII (cod 20.01 la 20.06+20.09 la 20.16+20.18 la 20.25+20.27+20.30)	20		160,000	22,114,000	20,897,000	22,114,000	22,114,000	11,183,018	10,930,982	9,493,890
Bunuri si servicii (cod 20.01.01 la 20.01.09+20.01.30)	2001			14,095,000	12,878,000	14,095,000	14,095,000	8,510,409	5,584,591	6,250,160
Incalzit, iluminat si forta motrica	200103			9,638,000	8,441,000	9,638,000	9,638,000	5,485,369	4,152,631	5,175,612
Apa, canal si salubritate	200104			280,000	260,000	280,000	280,000	83,432	196,568	89,064
Posta, telecomunicatii, radio, tv, internet	200108			16,000	16,000	16,000	16,000	3,158	12,842	3,158
Materiale si prestari de servicii cu caracter functional	200109			4,145,000	4,145,000	4,145,000	4,145,000	2,935,376	1,209,624	980,688
Alte bunuri si servicii pentru intretinere si functionare	200130			16,000	16,000	16,000	16,000	3,074	12,926	1,638
Reparatii curente	2002			3,623,000	3,623,000	3,623,000	3,623,000	1,397,008	2,225,992	1,324,680
Bunuri de natura obiectelor de inventar (cod 20.05.01+20.05.03+20.05.30)	2005			1,665,000	1,665,000	1,665,000	1,665,000	87,428	1,577,572	652,911
Alte obiecte de inventar	200530			1,665,000	1,665,000	1,665,000	1,665,000	87,428	1,577,572	652,911
Alte cheltuieli (cod 20.30.01 la 20.30.04+20.30.06+20.30.07+20.30.09+20.30.30)	2030		160,000	2,731,000	2,731,000	2,731,000	2,731,000	1,188,173	1,542,827	1,266,139
Chirii	203004			1,941,000	1,941,000	1,941,000	1,941,000	864,294	1,076,706	984,999
Alte cheltuieli cu bunuri si servicii	203030		160,000	790,000	790,000	790,000	790,000	323,879	466,121	281,140
TITLUL VI TRANSFERURI INTRE UNITATI ALE	51			18,480,000	16,549,000	18,480,000	18,480,000	12,818,430	5,661,570	12,818,430

A	B	1	2	3	4	5	6	7	8=6-7	9
ADMINISTRATIEI PUBLICE (cod 51.01) (cod 51.01)										
Transferuri curente (cod 51.01.01+51.01.03+51.01.05+51.01.14+51.01.15+ 51.01.24 +51.01.26 +51.01.31+51.01.39+51.01.46+51.01.49+51.01.60+51.01.61+51.01.64)	5101			18,480,000	16,549,000	18,480,000	18,480,000	12,818,430	5,661,570	12,818,430
Transferuri catre instituti publice	510101			18,480,000	16,549,000	18,480,000	18,480,000	12,818,430	5,661,570	12,818,430
TITLUL VII ALTE TRANSFERURI (cod 55.01+ 55.02)	55			4,000,000	4,000,000	4,000,000	4,000,000	1,450,236	2,549,764	775,276
Transferuri interne (55.01.18+55.01.63+55.01.65)	5501			4,000,000	4,000,000	4,000,000	4,000,000	1,450,236	2,549,764	775,276
Sume reprezentând contributia unitatilor administrativ-teritoriale la Fondul IID	550165			4,000,000	4,000,000	4,000,000	4,000,000	1,450,236	2,549,764	775,276
SECTIUNEA DE DEZVOLTARE (cod 51+55+56+58+70+81+85)			327,372,000	77,061,000	70,336,000	77,061,000	77,061,000	7,106,961	69,954,039	3,762,182
TITLUL VI TRANSFERURI INTRE UNITATI ALE ADMINISTRATIEI PUBLICE (cod 51.02)	51			1,200,000	1,200,000	1,200,000	1,200,000	15,000	1,185,000	15,000
Transferuri de capital (cod 51.02.12+51.02.28+51.02.29)	5102			1,200,000	1,200,000	1,200,000	1,200,000	15,000	1,185,000	15,000
Alte transferuri de capital catre instituti publice	510229			1,200,000	1,200,000	1,200,000	1,200,000	15,000	1,185,000	15,000
Titlul VIII PROIECTE CU FINANTARE DIN FONDURI EXTERNE NERAMBURSABILE (FEN) POSTADERARE (cod 56.01 la 56.05+cod 56.07+56.08+56.11+56.15 la 56.18 +56.25+56.27+56.28+56.40)	56									127,942
Programe din Fondul European de Dezvoltare Regionala (FEDR) (cod 56.01.01 la 56.01.03)	5601									127,942
Cheltuieli neeligibile*)	560103									127,942
TITLUL X Proiecte cu finantare din fonduri externe nerambursabile aferente cadrului financiar 2014-2020 (cod 58.01 la 58.05+58.11+58.12+58.15+58.16+58.30)	58		111,229,000	56,714,000	49,989,000	56,714,000	56,714,000	1,223,618	55,490,382	676,280
Programe din Fondul European de Dezvoltare Regionala (FEDR) (cod 58.01.01 la 58.01.03)	5801		108,294,000	53,914,000	47,953,000	53,914,000	53,914,000	1,006,032	52,907,968	426,980
Finantarea nationala	580101		28,276,080	14,460,200	12,772,100	14,460,200	14,460,200	34,280	14,425,920	864
Finantarea externa nerambursabila	580102		71,571,920	31,677,800	28,811,900	31,677,800	31,677,800	968,682	30,709,118	237,773
Cheltuieli neeligibile	580103		8,446,000	7,776,000	6,369,000	7,776,000	7,776,000	3,070	7,772,930	188,343
Programe din Fondul Social European (FSE) (cod 58.02.01 la 58.02.03)	5802		2,935,000	2,800,000	2,036,000	2,800,000	2,800,000	217,586	2,582,414	249,300
Finantarea nationala	580201		440,000	420,000	365,400	420,000	420,000	32,640	387,360	37,400
Finantarea externa nerambursabila	580202		2,495,000	2,380,000	1,670,600	2,380,000	2,380,000	184,946	2,195,054	211,900

A	B	1	2	3	4	5	6	7	8=6-7	9
CHELTUIELI DE CAPITAL ((cod 71+72+75)	70		216,143,000	19,147,000	19,147,000	19,147,000	19,147,000	5,868,343	13,278,657	2,942,960
TITLUL XIII ACTIVE NEFINANCIARE (cod 71.01 + 71.03)	71		216,143,000	19,147,000	19,147,000	19,147,000	19,147,000	5,868,343	13,278,657	2,942,960
Active fixe (cod 71.01.01 la 71.01.03+71.01.30)	7101		172,672,000	10,857,000	10,857,000	10,857,000	10,857,000	3,867,204	6,989,796	2,435,982
Constructii	710101		26,527,000	1,206,000	1,206,000	1,206,000	1,206,000	700,283	505,717	1,681,640
Masini, echipamente si mijloace de transport	710102									119,192
Mobilier, aparatura birotica si alte active corporale	710103		10,365,000	5,340,000	5,340,000	5,340,000	5,340,000	2,105,279	3,234,721	45,698
Alte active fixe	710130		135,780,000	4,311,000	4,311,000	4,311,000	4,311,000	1,061,642	3,249,358	589,452
Reparatii capitale aferente activelor fixe	7103		43,471,000	8,290,000	8,290,000	8,290,000	8,290,000	2,001,139	6,288,861	506,978
TITLUL VI TRANSFERURI INTRE UNITATI ALE ADMINISTRATIEI PUBLICE (cod 51.01+51.02)	51			19,680,000	17,749,000	19,680,000	19,680,000	12,833,430	6,846,570	12,833,430
TITLUL VII ALTE TRANSFERURI (cod 55.01+55.02)	55			4,000,000	4,000,000	4,000,000	4,000,000	1,450,236	2,549,764	775,276
A. CHELTUIELILE CURENTE (10+20+30+40+50+51+55+56+58+57+59)	01		111,389,000	102,508,000	92,635,000	102,508,000	102,508,000	26,690,302	75,817,698	23,906,818

*) Se inscriu denumirea si simbolul capitolelor din bugetul aprobat detaliate pe titluri , articole, alineate, pe structura clasificatiei economice

(bugetele locale, bugetul creditelor externe, bugetul creditelor interne, bugetul fondurilor externe nerambursabile - sursa D, institutii finantate integral sau partial din venituri proprii/activitati finantate integral din veniturii proprii)

NOTA: Sumele inscrise in col. 6 "Plati efectuate" cu semnul minus la Titlul 85, art. 85.01 "Plati efectuate din precedenti si recuperate in anul curent", se inscriu si pe col. 4"Angajamente bugetare" si col. 5 "Angajamente legale" la acelasi cod tot cu semnul minus , astfel incat in col. 7 "Angajamente legale de platit" sa nu fie raportate sume.

Conducatorul institutiei

CATALIN CHERECHES

Conducatorul compartimentului

financiar-contabil

CARMEN POP

CONTUL DE EXECUTIE AL INSTITUTIILOR PUBLICE - CHELTUIELI

la data de 30.09.2021

Cod 21 Capitol 7402

Subcapitol

-lei-

DENUMIREA INDICATORILOR*)	Cod indicator	Credite de angajament		Credite bugetare		Angajamente bugetare	Angajamente legale	Plati efectuate	Angajamente legale de platit	Cheltuieli efective
		Initiale	Definitive	Initiale	Definitive					
A	B	1	2	3	4	5	6	7	8=6-7	9
TOTAL CHELTUIELI(SECTIUNEA DE FUNCTIONARE+SECTIUNEA DE DEZVOLTARE)			6,786,000	43,837,000	43,787,000	43,837,000	43,837,000	24,730,263	19,106,737	23,679,245
SECTIUNEA DE FUNCTIONARE (cod 01+79+85)				40,011,000	39,961,000	40,011,000	40,011,000	24,575,878	15,435,122	23,610,517
CHELTUIELI CURENTE (10+20+30+40+50+51SF+55SF+57+59)	01			40,011,000	39,961,000	40,011,000	40,011,000	24,575,878	15,435,122	23,610,517
TITLUL II BUNURI SI SERVICII (cod 20.01 la 20.06+20.09 la 20.16+20.18 la 20.25+20.27+20.30)	20			33,400,000	33,400,000	33,400,000	33,400,000	19,501,919	13,898,081	17,241,562
Bunuri si servicii (cod 20.01.01 la 20.01.09+20.01.30)	2001			32,800,000	32,800,000	32,800,000	32,800,000	18,911,507	13,888,493	16,651,150
Apa, canal si salubritate	200104			32,800,000	32,800,000	32,800,000	32,800,000	18,911,507	13,888,493	16,651,150
Alte cheltuieli (cod 20.30.01 la 20.30.04+20.30.06+20.30.07+20.30.09+20.30.30)	2030			600,000	600,000	600,000	600,000	590,412	9,588	590,412
Alte cheltuieli cu bunuri si servicii	203030			600,000	600,000	600,000	600,000	590,412	9,588	590,412
TITLUL XI ALTE CHELTUIELI (cod 59.01+59.02+59.08+59.11+59.12+59.15+59.17+59.20+59.22+59.25+59.30+59.35)	59			6,611,000	6,561,000	6,611,000	6,611,000	5,073,959	1,537,041	6,368,955
Asociatii si fundatii	5911			325,000	275,000	325,000	325,000	225,000	100,000	225,000
Despagubiri civile	5917			6,286,000	6,286,000	6,286,000	6,286,000	4,848,959	1,437,041	6,143,955
SECTIUNEA DE DEZVOLTARE (cod 51+55+56+58+70+81+85)			6,786,000	3,826,000	3,826,000	3,826,000	3,826,000	154,385	3,671,615	68,728
TITLUL VII ALTE TRANSFERURI (cod 55.01)	55			67,000	67,000	67,000	67,000		67,000	
A. Transferuri interne (cod 55.01.03+55.01.07 la 55.01.10 +55.01.12 + 55.01.13 +55.01.15+55.01.28+55.01.42+55.01.56)	5501			67,000	67,000	67,000	67,000		67,000	
Programe PHARE si alte programe cu finantare nerambursabila	550108			67,000	67,000	67,000	67,000		67,000	

A	B	1	2	3	4	5	6	7	8=6-7	9
TITLUL X Proiecte cu finantare din fonduri externe nerambursabile aferente cadrului financiar 2014-2020 (cod 58.01 la 58.05+58.11+58.12+58.15+58.16+58.30)	58		69,000	69,000	69,000	69,000	69,000	68,958	42	8,730
Programe Instrumentul European de Vecinatate (ENI) (cod 58.12.01 la 58.12.03)	5812		69,000	69,000	69,000	69,000	69,000	68,958	42	8,730
Finantarea nationala	581201		6,900	6,900	6,900	6,900	6,900	6,896	4	
Finantarea externa nerambursabila	581202		62,100	62,100	62,100	62,100	62,100	62,062	38	8,730
CHELTUIELI DE CAPITAL ((cod 71+72+75)	70		6,717,000	3,690,000	3,690,000	3,690,000	3,690,000	85,427	3,604,573	59,998
TITLUL XIII ACTIVE NEFINANCIARE (cod 71.01 + 71.03)	71		6,717,000	3,690,000	3,690,000	3,690,000	3,690,000	85,427	3,604,573	59,998
Active fixe (cod 71.01.01 la 71.01.03+71.01.30)	7101		4,717,000	3,590,000	3,590,000	3,590,000	3,590,000	83,599	3,506,401	59,998
Constructii	710101		1,915,000	2,000,000	2,000,000	2,000,000	2,000,000	17,740	1,982,260	
Masini, echipamente si mijloace de transport	710102		2,502,000	1,341,000	1,341,000	1,341,000	1,341,000	65,859	1,275,141	59,998
Alte active fixe	710130		300,000	249,000	249,000	249,000	249,000		249,000	
Reparatii capitale aferente activelor fixe	7103		2,000,000	100,000	100,000	100,000	100,000	1,828	98,172	
TITLUL VII ALTE TRANSFERURI (cod 55.01+55.02)	55			67,000	67,000	67,000	67,000		67,000	
A. CHELTUIELILE CURENTE (10+20+30+40+50+51+55+56+58+57+59)	01		69,000	40,147,000	40,097,000	40,147,000	40,147,000	24,644,836	15,502,164	23,619,247

*) Se inscriu denumirea si simbolul capitolelor din bugetul aprobat detaliate pe titluri , articole, alineate, pe structura clasificatiei economice (bugetele locale, bugetul creditelor externe, bugetul creditelor interne, bugetul fondurilor externe nerambursabile - sursa D, institutii finantate integral sau partial din venituri proprii/activitati finantate integral din veniturii proprii)

NOTA: Sumele inscrise in col. 6 "Plati efectuate" cu semnul minus la Titlul 85, art. 85.01 "Plati efectuate din precedenti si recuperate in anul curent", se inscriu si pe col. 4 "Angajamente bugetare" si col. 5 "Angajamente legale" la acelasi cod tot cu semnul minus , astfel incat in col. 7 "Angajamente legale de platit" sa nu fie raportate sume.

Conducatorul institutiei

CATALIN CHERECHES

Conducatorul compartimentului

financiar-contabil

CARMEN POP

CONTUL DE EXECUTIE AL INSTITUTIILOR PUBLICE - CHELTUIELI

la data de 30.09.2021

Cod 21 Capitol 8402

Subcapitol

-lei-


DENUMIREA INDICATORILOR*)	Cod indicator	Credite de angajament		Credite bugetare		Angajamente bugetare	Angajamente legale	Plati efectuate	Angajamente legale de platit	Cheltuieli efective
		Initiale	Definitive	Initiale	Definitive					
A	B	1	2	3	4	5	6	7	8=6-7	9
TOTAL CHELTUIELI(SECTIUNEA DE FUNCTIONARE+SECTIUNEA DE DEZVOLTARE)			387,703,000	132,236,000	109,783,000	132,233,110	132,233,110	45,233,447	86,999,663	28,387,374
SECTIUNEA DE FUNCTIONARE (cod 01+79+85)				51,236,000	50,219,000	51,236,000	51,236,000	38,201,684	13,034,316	26,285,003
CHELTUIELI CURENTE (10+20+30+40+50+51SF+55SF+57+59)	01			46,117,000	46,117,000	46,117,000	46,117,000	34,199,264	11,917,736	26,285,003
TITLUL II BUNURI SI SERVICII (cod 20.01 la 20.06+20.09 la 20.16+20.18 la 20.25+20.27+20.30)	20			26,185,000	26,185,000	26,185,000	26,185,000	18,859,707	7,325,293	9,321,858
Bunuri si servicii (cod 20.01.01 la 20.01.09+20.01.30)	2001			5,000	5,000	5,000	5,000	1,392	3,608	800
Furnituri de birou	200101			5,000	5,000	5,000	5,000	1,392	3,608	800
Reparatii curente	2002			26,180,000	26,180,000	26,180,000	26,180,000	18,858,315	7,321,685	9,321,058
TITLUL IV SUBVENTII (cod 40.03+40.20+ 40.30)	40			19,932,000	19,932,000	19,932,000	19,932,000	15,339,557	4,592,443	16,963,145
Subventii pentru acoperirea diferentelor de pret si tarif	4003			19,932,000	19,932,000	19,932,000	19,932,000	15,339,557	4,592,443	16,963,145
OPERATIUNI FINANCIARE (cod 80+81)	79			5,119,000	4,102,000	5,119,000	5,119,000	4,002,420	1,116,580	
TITLUL XVII RAMBURSARI DE CREDITE (cod 81.01+81.02)	81			5,119,000	4,102,000	5,119,000	5,119,000	4,002,420	1,116,580	
Rambursari de credite interne (cod 81.02.01+81.02.02+ 81.02.05)	8102			5,119,000	4,102,000	5,119,000	5,119,000	4,002,420	1,116,580	
Rambursari de credite aferente datoriei publice interne locale	810205			5,119,000	4,102,000	5,119,000	5,119,000	4,002,420	1,116,580	
SECTIUNEA DE DEZVOLTARE (cod 51+55+56+58+70+81+85)			387,703,000	81,000,000	59,564,000	80,997,110	80,997,110	7,031,763	73,965,347	2,102,371
TITLUL X Proiecte cu finantare din fonduri externe nerambursabile aferente cadrului financiar 2014-2020 (cod 58.01 la 58.05+58.11+58.12+58.15+58.16+58.30)	58		247,106,000	67,561,000	47,562,000	67,561,000	67,561,000		67,561,000	
Programe din Fondul European de Dezvoltare Regionala (FEDR) (cod 58.01.01 la 58.01.03)	5801		247,106,000	67,561,000	47,562,000	67,561,000	67,561,000		67,561,000	

A	B	1	2	3	4	5	6	7	8=6-7	9
Finantarea nationala	580101		92,748,000	9,906,000	6,961,000	9,906,000	9,906,000		9,906,000	
Finantarea externa nerambursabila	580102		133,884,000	56,155,000	39,601,000	56,155,000	56,155,000		56,155,000	
Cheltuieli neeligibile	580103		20,474,000	1,500,000	1,000,000	1,500,000	1,500,000		1,500,000	
CHELTUIELI DE CAPITAL (cod 71+72+75)	70		140,597,000	5,931,000	5,931,000	5,931,000	5,931,000	963,751	4,967,249	2,102,371
TITLUL XIII ACTIVE NEFINANCIARE (cod 71.01 + 71.03)	71		140,597,000	5,931,000	5,931,000	5,931,000	5,931,000	963,751	4,967,249	2,102,371
Active fixe (cod 71.01.01 la 71.01.03+71.01.30)	7101		139,585,000	5,335,000	5,335,000	5,335,000	5,335,000	402,064	4,932,936	
Constructii	710101		10,000,000	3,000,000	3,000,000	3,000,000	3,000,000		3,000,000	
Masini, echipamente si mijloace de transport	710102		35,710,000	20,000	20,000	20,000	20,000		20,000	
Mobilier, aparatura birotica si alte active corporale	710103		6,206,000	500,000	500,000	500,000	500,000	340,685	159,315	
Alte active fixe	710130		87,669,000	1,815,000	1,815,000	1,815,000	1,815,000	61,379	1,753,621	
Reparatii capitale aferente activelor fixe	7103		1,012,000	596,000	596,000	596,000	596,000	561,687	34,313	2,102,371
OPERATIUNI FINANCIARE (cod 81)	79			7,508,000	6,071,000	7,508,000	7,508,000	6,070,902	1,437,098	
TITLUL XVII RAMBURSARI DE CREDITE (cod 81.04)	81			7,508,000	6,071,000	7,508,000	7,508,000	6,070,902	1,437,098	
Rambursarea imprumuturilor contractate pentru finantarea proiectelor cu finantare UE	8104			7,508,000	6,071,000	7,508,000	7,508,000	6,070,902	1,437,098	
TITLUL XIX PLATI EFECTUATE IN ANII PRECEDENTI SI RECUPERATE IN ANUL CURENT (85.01)	85					-2,890	-2,890	-2,890		
Plati efectuate in anii precedenti si recuperate in anul curent (cod 85.01.02+85.01.05)	8501					-2,890	-2,890	-2,890		
Plati efectuate in anii precedenti si recuperate in anul curent în sectiunea de dezvoltare a bugetului local	850102					-2,890	-2,890	-2,890		
TITLUL XVI RAMBURSARI DE CREDETE	81			12,627,000	10,173,000	12,627,000	12,627,000	10,073,322	2,553,678	
	84					-2,890	-2,890	-2,890		
OPERATIUNI FINANCIARE (cod 81)	79			12,627,000	10,173,000	12,627,000	12,627,000	10,073,322	2,553,678	
A. CHELTUIELILE CURENTE (10+20+30+40+50+51+55+56+58+57+59)	01		247,106,000	113,678,000	93,679,000	113,678,000	113,678,000	34,199,264	79,478,736	26,285,003
TITLUL XIX PLATI EFECTUATE IN ANII PRECEDENTI SI RECUPERATE IN ANUL CURENT (85.01)	85					-2,890	-2,890	-2,890		

*) Se inscriu denumirea si simbolul capitolului din bugetul aprobat detaliate pe titluri , articole, alineate, pe structura clasificatiei economice (bugetele locale, bugetul creditelor externe, bugetul creditelor interne, bugetul finantat de surse externe nerambursabile - sursa D, institutii finantate integral sau partial din venituri proprii/activitati finantate integral din venituri proprii)
NOTA: Sumele inscrise in col. 6 "Plati efectuate" cu semnul minus la Titlul 85, art. 85.01 "Plati efectuate din precedenti si recuperate in anul curent", se inscriu si pe col. 4 "Angajamente bugetare" si col. 5 "Angajamente legale" la acelasi cod tot cu semnul minus , astfel incat in col. 7 "Angajamente legale de platit" sa nu fie raportate sume.

Conducatorul institutiei

CATALIN CHERECHES



Conducatorul compartimentului

financiar-contabil

CARMEN POP

